



Hagerstown/Eastern Panhandle Metropolitan Planning Organization
33 W. Washington St., 4th Floor, Suite 402, Hagerstown, MD 21740
Phone: 240-313-2080, Fax: 240-313-2084
www.hepmpo.net

TECHNICAL ADVISORY COMMITTEE MEETING

January 21, 2026, 10:30am

AGENDA

In-Person –

Eastern West Virginia Regional Airport, 2nd Floor Conference Room, 170 Aviation Way, Martinsburg, WV 25405

Virtual -

Please join meeting from your computer, tablet or smartphone: [Microsoft Teams meeting link](#)

You can also dial in using your phone: United States +1 (240) 673-0780; Phone Conference ID: 812 779 732#

CALL TO ORDER, *Matt Mullenax, Executive Director – Discussion/Action*

ROLL CALL OF PARTICIPANTS, *Deb Eckard, HEPMPO/Washington County Department of Planning and Zoning*

APPROVAL OF MINUTES (March 19, 2025), *Matt Mullenax, Executive Director – Discussion/Action*

APPROVAL OF MINUTES (August 20, 2025), *Matt Mullenax, Executive Director – Discussion/Action*

APPROVAL OF MINUTES (October 15, 2025), *Matt Mullenax, Executive Director – Discussion/Action*

I. Transportation Improvement Program

FY2025-2028 WEST VIRGINIA TRANSPORTATION IMPROVEMENT PROGRAM AMENDMENTS, *Michaela McDonough, Transportation Planner – Discussion/Action – Resolution 2026-06*

FY2025-2028 MARYLAND TRANSPORTATION IMPROVEMENT PROGRAM AMENDMENTS, *Michaela McDonough, Transportation Planner – Discussion/Action – Resolution 2026-07*

WEST VIRGINIA HIGHWAY SAFETY PERFORMANCE MEASURES, *Michaela McDonough, Transportation – Discussion/Action – Resolution 2026-08*

II. Long Range Transportation Plan

LONG RANGE TRANSPORTATION PLAN UPDATE, *Matt Mullenax, Executive Director – Information/Discussion*

US11 WINCHESTER AVENUE CORRIDOR STUDY, *Matt Mullenax, Executive Director – Information/Discussion*



Hagerstown/Eastern Panhandle Metropolitan Planning Organization

33 W. Washington St., 4th Floor, Suite 402, Hagerstown, MD 21740

Phone: 240-313-2080, Fax: 240-313-2084

www.hepmo.net

WV9 BICYCLE PATH CONNECTION FEASIBILITY STUDY, *Matt Mullenax, Executive Director – Information/Discussion*

LOCUST AND MULBERRY STREETS SIGNAL EVALUATION PLAN, *Matt Mullenax, Executive Director – Information/Discussion*

III. Organizational Administration

FINANCIAL STATUS UPDATE, *Deb Eckard, HEPMPO/Washington County Department of Planning and Zoning – Information/Discussion*

DIRECTOR'S REPORT, *Matt Mullenax, Executive Director – Information/Discussion*

STAFF REPORT, *Michaela McDonough, Transportation Planner – Information/Discussion*

V. Other Business

PUBLIC COMMENT

NEXT MEETING MARCH 18, 2026 – MARTINSBURG, WV (TENTATIVELY)

VI. Adjournment

**HAGERSTOWN/EASTERN PANHANDLE
METROPOLITAN PLANNING ORGANIZATION
TECHNICAL ADVISORY COMMITTEE
March 19, 2025**

The Hagerstown/Eastern Panhandle Metropolitan Planning Organization Technical Advisory Committee held a meeting on Wednesday, March 19, 2025 at 10:30 a.m. both in person [at the Eastern Panhandle Regional Airport in Martinsburg, WV] and via tele-conference call. MD and WV Open Governmental Meetings Acts and HEPMPO Bylaws permit virtual only meetings of our committees and boards provided members can hear and be heard by each other and by any media or members of the public.

CALL TO ORDER

Mr. Mullenax called the meeting to order at 10:35 a.m.

ROLL CALL

The following were in attendance: Matt Mullenax, HEPMPO Executive Director; Jill Baker, Washington County Dept. of Planning & Zoning; Scott Hobbs, Washington County Dept. of Engineering; Brian Carr, WV DOH; Laura Hoffmaster, Berkeley County; Jennifer Wishmyer, Region IX; Shawn Kiernan, MDOT; Jim Bender, City of Hagerstown; and Louis Grindle, EPTA.

Also present were: Michaela McDonough, HEPMPO; Deb Eckard, Washington County Dept. of Planning & Zoning; Sean Varsalona, MD SHA; Connor Shank, Washington County Transit; , Jasmine Champion, FHWA-MD; Paul Czech, TTI; and Ken Clohan and Kevin Sullivan, WVDOH.

MINUTES

Motion and Vote: Ms. Baker made a motion to approve the minutes of the January 15, 2025 meeting as presented. The motion was seconded by Mr. Kiernan and unanimously approved.

-TRANSPORTATION IMPROVEMENT PROGRAM

FY 2025-2028 MD Transportation Improvement Program Amendments [Resolution 2025-10]

Ms. McDonough presented the following adjustments for the FY 2025-2028 MD TIP.

State Highway Administration - Amendments - (Formal action required)

- I-81 Ph 2 and 3 Highway Reconstruction, W2017-10
 - **Changes:** Change PE funding type to STBG. Add PE Funding in FY 2025: \$420,000 (\$252,000 Federal; \$168,000 State), FY 2026: \$1,200,000 (\$720,000 Federal; \$480,000 State), FY 2027: \$1,200,000 \$720,000 Federal; \$480,000 State). Add ROW funding in FY 2026: \$343,000 (\$274,000 Federal; \$69,000 State); FY 2027: \$343,000 (\$274,000 Federal; \$69,000 State). Add CON funding in FY 2026: \$2,017,000 (\$1,916,000 Federal; \$101,000 State), FY 2027: \$21,154,000 (\$20,096,000 Federal; \$1,058,000 State), FY 2028: \$21,154,000 (\$20,096,000 Federal; \$1,058,000 State). Future in FY 2029: \$21,153,000 (\$20,095,000 Federal; \$1,058,000 State); FY 2030: \$21,153,000 (\$20,095,000 Federal; \$1,058,000 State)
- Areawide Environmental Projects, W2025-01
 - **Changes:** Add \$3,000,000 in FY 2026, FY 2027 and FY 2028; ENG: \$350,000 (\$333,000 Federal; \$17,000 State); ROW: \$100,000 (\$95,000 Federal, \$5,000 State); CON: \$2,550,000 (\$2,428,000 Federal; \$122,000 State)
- Areawide Safety and Spot Improvements, W2025-02

- **Changes:** Add \$6,000,000 in FY 2026, FY 2027, and FY 2028; ENG: \$900,000 (\$857,000 Federal; \$43,000 State); ROW: \$100,000 (\$95,000 Federal; \$5,000 State); CON \$5,000,000 (\$4,761,000 Federal; \$239,000 State)
- Areawide Resurfacing and Rehabilitation, W2025-03
 - **Changes:** Increase FY 2026 ENG funding to \$1,900,000 (\$1,520,000 Federal; \$380,000 State); Change FY 2026 ROW \$100,000 split from \$80,000 Federal; \$20,000 State) to \$95,000 Federal; \$5,000 State). Increase FY 2026 CON funding to \$20,000,000 (\$16,000,000 Federal, \$4,000,000 State). Add \$22,000,000 in FY 2027 and FY 2028: ENG: \$1,900,000 (\$1,520,000 Federal; \$380,000 State); ROW: \$100,000 (\$95,000 Federal; \$5,000 State); CON: \$20,000,000 (\$16,000,000 Federal; \$4,000,000 State). Total addition of \$54,300,000.
- Areawide Bridge Replacement and Rehabilitation, W2025-04
 - **Changes:** Add \$12,500,000 in FY 2026, FY 2027 and FY 2028 (\$37,500,000 total); ENG: \$4,800,000 (\$4,560,000 Federal; \$240,000 State); ROW: \$200,000 (\$190,000 Federal; \$10,000 State), CON: \$7,500,000 (\$7,125,000 Federal; \$375,000 State)
- Areawide Urban Reconstruction, W2025-05
 - **Changes:** Add \$1,000,000 in FY 2026, FY 2027, and FY 2028 (\$3,000,000 total); ENG: \$200,000 (\$190,000 Federal; \$10,000 State); ROW: \$50,000 (\$48,000 Federal; \$2,000 State); CON: \$750,000 (\$714,000 Federal; \$36,000 State)
- Areawide Congestion management, W2025-06
 - **Changes:** Add \$2,500,000 in FY 2026, FY 2027, and FY 2028 (\$7,500,000 total); ENG: \$950,000 (\$905,000 Federal; \$45,000 State); ROW: \$50,000 (\$48,000 Federal, \$2,000 State); CON: \$1,500,000 (\$1,428,000 Federal; \$72,000 State)
- Bridge Replacement on I-70 over MD 632, W2025-13
 - **Project Data:** ENG – Prior: \$917,000 (\$734,000 Federal, \$183,000 State); FY 2025: \$551,000 (\$441,000 Federal; \$110,000 State), FY 2026: \$551,000 (\$441,000 Federal; \$110,000 State); FY 2027: \$415,000 (\$332,000 Federal; \$83,000 State); CON: FY 2027: \$8,085,000 (\$6,468,000 Federal; \$1,617,000 State); FY 2028: \$14,436,000 (\$11,549,000 Federal; \$2,887,000 State); Future: \$7,060,000 \$5,648,000 Federal; \$1,412,000 State)
- Areawide Carbon Reduction Program, W2025-14
 - **Project Data:** ENG – FY2025: \$30,000 (\$24,000 Federal; \$6,000 State); FY 2026: \$60,000 (\$48,000 Federal; \$12,000 State); FY 2027: \$60,000 \$48,000 Federal; \$12,000 State); FY 2028: \$75,000 (\$60,000 Federal; \$15,000 State); Future: \$75,000 (\$60,000 Federal, \$15,000 State); ROW – FY 2025: \$8,000 (\$6,000 Federal; \$2,000 State); FY 2026: \$15,000 (\$12,000 Federal; \$3,000 State); FY 2027: \$15,000 (\$12,000 Federal; \$3,000 State); FY 2028: \$19,000 (\$15,000 Federal; \$4,000 State); Future \$19,000 (\$15,000 Federal; \$4,000 State); CON – FY 2025: \$114,000 (\$91,000 Federal; \$23,000 State); FY 2026: \$227,000 (\$182,000 Federal; \$45,000 State); FY 2027: \$226,000 (\$181,000 Federal; \$45,000 State); FY 2028: \$284,000 (\$227,000 Federal; \$57,000 State); Future: \$284,000 (\$227,000 Federal; \$57,000 State)

Federal Highway Administration

- Polly Pond Bridge, W2025-10
 - **Project Data:** CON FY2025: \$700,000 (Federal)

City of Hagerstown Engineering Department

- Hagerstown Safety Action Plan, W2025-11

- **Project Data:** ENG FY2025: \$200,000 (\$160,000 Federal; \$40,000 Local)

Motion and Vote: Ms. Baker made a motion to recommend approval of the FY 2025-2028 MD TIP to the Interstate Council as presented. The motion was seconded by Mr. Kiernan and unanimously approved.

FY 2025-2028 WV Transportation Improvement Program Amendments [Resolution 2025-09]

Ms. McDonough presented the following adjustments for the FY 2025-2028 WV TIP.

Berkeley County – Adjustments (No formal action required)

- WV 9 School House Intersection Improvements, B2025-06
 - **Change:** Move FY 2025 ROW phase to RY 2026.

Jefferson County – Adjustments (No formal action required)

- Harpers Ferry High Street, J2017-03
 - **Change:** Move FY 2025 CON phase to FY 2026.
- Armory Canal Trail, J2019-05.06
 - **Change:** Move Prior (FY24) ENG to FY 2025 and Prior (FY24) CON to FY 2026.
- VRU Eastern Panhandle+2, J2025-03
 - **Change:** Move FY 2025 CON phase to FY 2026.

Berkeley County – Amendments (Formal Action Required)

- Martinsburg Greenway Trail, B2025-10
 - **Project Data:** CON FY 2025: \$20,820,536 (Federal)
- WV 45 Apple Harvest Drive Grade Separation Study, B2025-11
 - **Project Data:** ENG FY 2025: \$1,800,000 (\$1,440,000 Federal; \$360,000 State)

Mr. Mullenax stated that the proposed changes were published for public comment from March 5th to 18th. No public comment was received; these changes were reviewed by the Technical Advisory Committee (TAC) during its morning meeting and were recommended for approval.

Motion and Vote: Ms. Wishmyer made a motion to recommend approval of the FY 2025-2028 WV TIP to the interstate Council as presented. The motion was seconded by Ms. Baker and unanimously approved.

Maryland Bridge and Pavement Condition Performance Measures [Resolution 2025-11]

Ms. McDonough explained that Maryland has recently updated its Bridge and Pavement Condition targets, which were originally adopted in 2023. MDOT has updated the percentage of bridges in poor condition on the National Highway System (NHS) from 2.2% to 2.4%.

Motion and Vote: Ms. Baker made a motion to recommend adoption of the MD Bridge and Pavement Condition Performance Measures to the Interstate Council as presented. The motion was seconded by Mr. Kiernan and unanimously approved.

Maryland System and Freight Performance Measures [Resolution 2025-12]

Ms. McDonough presented changes from MDOT to its four-year System and Freight targets as follows: person miles traveled on the interstate that are reliable from 76.4% to 67.8%; person miles traveled on the non-interstate (NHS) that are reliable from 87.2% to 83.2%; and truck travel time reliability index from 1.81 to 1.89.

Motion and Vote: Ms. Baker made a motion to recommend adoption of the MD System and Freight Performance Measures to the Interstate Council as presented. The motion was seconded by Ms. Wishmyer and unanimously approved.

EPTA Safety Performance Measures

Ms. McDonough presented, for informational purposes only, EPTA's 2024 safety performance measures as follows:

- fatalities for bus service and demand response services: 0
- fatalities (per 700K vehicle revenue miles (VRM)) for bus service: 0; demand response service (per 300K VRM): 0
- injuries for bus service and demand response service: 1
- injuries (per 700k VRM) for bus service: 2; demand response service (per 300k VRM): .07
- safety events for bus service and demand response service: 1
- safety events (per 700k VRM) for bus service: .05; demand response service (per 300k VRM): .07
- system reliability (VRM/failures) for bus service and demand response service: major failures >80,000 miles and minor failures >3,200 miles

Maryland Transit Administration Safety Performance Measures

Ms. McDonough stated that MTA is awaiting its PTASP to be finalized; therefore, the MPO is adopting the draft target measures conditionally as shown in the following chart:

Mode of Transit Service	Fatalities	Fatalities (per 1M VRM)	Injuries	Injuries (per 1M VRM)	Safety Events	Safety Events (per 1M VRM)	System Reliability (MDBF)
Local Bus	2	0.9 0.1	126 141	6.81 7.1	56 57	3.05 2.9	8,161 6,000
Light Rail	1	0.45 0.3	13 16	5.0 5.5	30 19	11.27 6.6	954 900
Metro Subway	2 1	0.42 0.2	34 42	7.79 9.3	19 8	4.38 1.9	4,973 5,000
Mobility	0	0.03 0	49 77	3.08 4.3	23 33	1.43 1.9	16,631 15,000
Commuter Bus	0	0	0	0	0	0	35,514 25,000

-LONG RANGE TRANSPORTATION PLAN

Hagerstown Safety Action Plan

Mr. Mullenax reported that the draft plan will be finalized and published soon. On April 1st the Plan will be presented to the Hagerstown City Council. Our consultants have been examining crash type and severity at all signalized intersections throughout the City. The public comment period will run April 2nd thru May 2nd. A public meeting has been scheduled for April 23rd from 5 to 6:30 p.m. at the Washington County Free Library in Hagerstown. The final plan will be considered for adoption by the City Council at the end of May.

US 11 Virginia Avenue Corridor Study, WV 9 Edwin Miller Boulevard Study and WV 51 Washington Street Corridor Study

Mr. Mullenax stated that the needs assessments been completed for each project and will be incorporated into the individual final draft reports. We anticipate the draft reports to be available for public comment in April with public meetings for each project to be held soon after.

EPTA Transit Development Plan Update

Mr. Mullenax reported that the first round of public meetings will be held on April 2nd in Charles Town and April 3rd in Martinsburg. These public meetings will focus on potential route changes, locations, service

changes, frequency of service, etc. A second round of public meetings will be held in May to present the entire draft TDP for public review and comment. After all public comments have been addressed, our consultants will present the final plan in June to EPTA's Board of Directors for their consideration.

Washington County Transit Facilities Expansion Plan

Mr. Mullenax announced that the draft plan has been completed. There are two outstanding issues that need to be addressed: 1) the Quit Claim process for a portion of a City-owned public alley that bisects WCT's property and 2) the lot consolidation process to help simplify future redevelopment. The final report is expected to be presented to the Washington County Board of County Commissioners in late Spring. Mr. Mullenax stated that he and MTA have submitted a \$2.8 million FY 2025 BUILD grant for the engineering, design and environmental NEPA work needed for this project. Grant awards are expected to be announced in June.

-ORGANIZATIONAL ADMINISTRATION

Draft FY 2026 Unified Planning Work Program (UPWP)

Mr. Mullenax explained that the UPWP contains the MPO's budget and work program for the upcoming fiscal year. In FY 2026, staff will be focusing on four major planning projects: 1) the first year of the Long Range Transportation Plan update; 2) US 11 Winchester Avenue Corridor Study in Martinsburg; 3) WV 9 Bike Path Connection Feasibility Study; and 4) Hagerstown Safety Feasibility Study based on recommendations from the Safety Action Plan.

Ms. Baker noted there are 10 tasks related to time and projects that the MPO is working on. A large amount of the FY 2026 funds will be spent on special studies and labor costs. She stated that funding from West Virginia stayed the same as last year with a very slight decrease in Maryland funding. Capital costs will decrease with operating costs increasing minimally. The draft budget includes a 3.5% increase for staff, which is on par with recent local government proposed increases.

Mr. Mullenax stated the draft UPWP will be advertised for public comment from April 19th thru May 20th. The draft will be posted online and hard copies will be placed in our region's three County libraries. Staff will present the draft for consideration and approval at the May 21st meeting.

Public Participation Plan (PPP) Update

Mr. Mullenax explained that our current PPP was approved in May 2022 and recommends review of our procedures every three years. The PPP explains how the MPO follows the metropolitan planning process as described in US Code as it relates to public involvement. Staff has updated dates, photos, websites, etc. within the Plan. The draft will be advertised for public comment from March 29th to May 13th and will be posted online and hard copies will be placed in the region's three County libraries. The final draft as well as any public comments received will be presented for approval at the May 21st meeting.

Financial Status Update

Ms. Baker presented the invoice summary for the second quarter of FY2025. The majority of costs were associated with our special studies and administration. We anticipate the same level of expenditures during the third quarter.

Director's Report

Mr. Mullenax gave a brief report on the following:

- The MPO in partnership with WVDOT submitted a BUILD construction grant application for the Harpers Ferry Strategic Infrastructure Enhancement project. This application includes full funding

for the Armory Canal Trail, High Street and Washington Street sidewalks as well as resurfacing projects throughout Bolivar and Harpers Ferry. Grant awards should be announced sometime in June.

Staff Report

Ms. McDonough gave a brief report on the following:

- Staff continues to work through the implementation of the new TIP software. There are still some mapping issues with the public facing side of the software which staff continues to work on with EcoInteractive.
- Staff has begun gathering data and drafting the application for a TAP grant for the Jefferson County Parks and Recreation. This application will be for river front trail, a pedestrian crosswalk, and ADA parking spaces as part of the Moulton Park expansion.

Public Comment

No citizens were present.

Future Meetings

The next scheduled meeting of the Interstate Council is Wednesday, May 21, 2025 at 1:30 p.m. This meeting will be held in person at the Eastern West Virginia Regional Airport in Martinsburg, WV, with a call-in option.

-ADJOURNMENT

Ms. Baker made a motion to adjourn the meeting at 11:30 a.m. The motion was seconded by Ms. Wishmyer and so ordered by Mr. Mullenax.

Respectfully submitted,

Matt Mullenax, Executive Director

**HAGERSTOWN/EASTERN PANHANDLE
METROPOLITAN PLANNING ORGANIZATION
TECHNICAL ADVISORY COMMITTEE
August 20, 2025**

The Hagerstown/Eastern Panhandle Metropolitan Planning Organization Technical Advisory Committee held a meeting on Wednesday, August 20, 2025 at 10:30 a.m. both in person [at the Eastern Panhandle Regional Airport in Martinsburg, WV] and via tele-conference call. MD and WV Open Governmental Meetings Acts and HEPMPO Bylaws permit virtual only meetings of our committees and boards provided members can hear and be heard by each other and by any media or members of the public.

CALL TO ORDER

Mr. Mullenax called the meeting to order at 10:30 a.m.

ROLL CALL

The following were in attendance: Matt Mullenax, HEPMPO Executive Director; Jill Baker, Washington County Dept. of Planning & Zoning; Scott Hobbs, Washington County Dept. of Engineering; Brian Carr, WV DOH; Shawn Kiernan, MDOT; Louis Grindle, EPTA, Jennifer Wishmyer, Region IX; Steve Bockmiller, City of Hagerstown; Kim Kepler-Thomas, Washington County Transit; and Laura Hoffmaster, Berkeley County.

Also present were: Michaela McDonough, HEPMPO; David Schile, MD SHA; Ken Clohan, WVDOT; Kara Greathouse, FHWA-WV; Melanie Kolimedje, WVDOT; and Stephen Finafrock, MTA.

MINUTES

Motion and Vote: Ms. Wishmyer made a motion to approve the minutes of the May 21, 2025 meeting as presented. The motion was seconded by Ms. Baker and unanimously approved.

-TRANSPORTATION IMPROVEMENT PROGRAM

FY 2025-2028 MD Transportation Improvement Program Amendments

Mr. Mullenax stated that the proposed changes for both the MD TIP and WV TIP were published for public comment from August 6th to August 19th. No public comment was received.

Ms. McDonough presented the following adjustments for the FY 2025-2028 MD TIP.

Maryland Department of Transportation (No formal action required)

- I-81 Interchange Improvements at Showalter Avenue (I-81, Phase 4B), Maugansville, W2023-08
 - **Change:** Remove project from TIP. This project will now be included in Areawide Bridge Replacement and Rehabilitation (W2025-04)
- Areawide Environmental Projects, W2025-01
 - **Change:** Add ENG funding in FY2025: \$751,000 (\$713,000 Federal; \$38,000 State), FY2026: \$1,350,000 (\$1,283,000 Federal; \$67,000 State), FY2027: \$850,000 (\$808,000 Federal; \$42,000 State), and FY2028: \$400,000 (\$380,000 Federal; \$20,000 State)
- Areawide Safety and Spot Improvements, W2025-02
 - **Change:** Add ENG funding in FY2025: \$1,250,000 (\$1,188,000 Federal; \$62,000 State) and FY2026: \$2,301,000 (\$2,185,000 Federal; \$116,000 State). Add ROW funding in FY2025: \$150,000 (\$143,000 Federal; \$7,000 State). Add CON funding in FY2026: \$8,000,000 (\$7,161,000 Federal; \$839,000 State)

FHWA Eastern Federal Lands (No formal action required)

- MD 63/MD 68 Resurfacing and Sidewalk Improvements, W2019-10
 - **Change:** Project canceled.
- CHOH Tunnel, W2026-01
 - **Change:** CON – FY2025: \$60,000 (Federal)

Maryland Transit Administration [Resolution 2026-02] (Formal action required)

- Washington County Bus Facility, WT2026-01
 - **Project Data:** PE – FY2026: \$2,832,390 (Federal)

Motion and Vote: Ms. Baker made a motion to recommend approval of the MD FY2025-2018 TIP amendment to the Interstate Council as presented. The motion was seconded by Mr. Kiernan and unanimously approved.

FY 2025-2028 WV Transportation Improvement Program Amendments

Ms. McDonough presented the following adjustments for the FY 2025-2028 WV TIP.

FHWA Eastern Federal Lands (No formal action required)

- Harpers Ferry EV Bus Replacement, WVT2024-03
 - **Change:** Project obligated
- Harpers Ferry Bus Facility Expansion, WVT2024-04
 - **Change:** Move CON funding to FY2025 and increase: \$2,923,933 (Federal)

Eastern Panhandle Transit Authority (No formal action required)

- Section 5339 – Buses and Bus Facilities Infrastructure Investment Program, WVT2021-08
 - **Change:** Add funding in FY2026: \$375,750 (\$300,600 Federal; \$75,150 Local)
- Capital Assistance – Bus Replacement, WVT2022-01
 - **Change:** Add funding in FY2026: \$500,000 (\$400,000 Federal; \$100,000 Local)
- Capital Assistance – Miscellaneous Equipment, WVT2025-03
 - **Change:** Add funding in FY2026: \$31,250 (\$25,000 Federal; \$6,250 Local)
- Capital Assistance – Passenger Amenity, WVT2025-05
 - **Change:** Add funding in FY2026: \$177,000 (\$141,600 Federal; \$35,400 Local)

West Virginia Department of Transportation (No formal action required)

- Nichols Overhead, B2021-19
 - **Change:** Increase FY2025 CON to \$562,290 (\$449,832 Federal, \$112,458 State)
- I-81 Signing, B2023-13
 - **Change:** Increase FY2025 CON funding and implement a federal/state split: \$12,000,000 (\$9,600,000 Federal; \$2,400,000 State)
- New GM Access Road Bridge, B2024-07
 - **Change:** Change federal funding source for all project phases to HWI-OFF and decrease FY2025 ROW funding to \$20,000 (\$16,000 Federal; \$4,000 State)
- I-81 Welcome Centers and Overnight Truck Parking, B2024-10
 - **Change:** Move CON funding to FY2028 and beyond
- US 11 @ Hatchery Rd Improvements, B2024-12
 - **Change:** Move ROW funding to FY2026 and move CON funding to FY2028
- WV 9 Ridge Rd Roundabout, B2025-05
 - **Change:** Change FY2025 Federal fund source to EARMARK

- US 22 – Business Park Drive Intersection +1, B2026-02
 - **Project Data:** CON – FY2025: \$850,000 (\$680,000 Federal; \$170,000 State)
- Martinsburg Safety Action Plan, B2026-03
 - **Project Data:** PP – FY 2026: \$690,000 (\$552,000 Federal; \$138,000 Local)
- Hillside Drive Roundabout, J2024-06
 - **Changes:** Move FY2025 CON to FY2026
- Charles Town Augustine Avenue Phase II, J2025-02
 - **Change:** Add CON funding in FY2025: \$1,750,000 (\$1,680,000 Federal; \$70,000 Local)
- Flowing Springs/WV 9 Connector Traffic Signal, J2025-04
 - **Change:** Decrease FY2025 CON funding: \$761,144 (\$608,915 Federal; \$152,229 State) and obligate project
- US 340 LTL Extension at Cloverdale, J2025-07
 - **Change:** Increase FY2025 CON funding: \$481,608 (\$385,287 Federal; \$96,321 State), change federal fund source to CMAQ and obligate project
- Ranson/North Mildred Street, J2024-03
 - **Change:** Project obligated
- Flowing Springs Drive, J2024-11
 - **Change:** Project obligated
- US 340 and Patrick Henry Way Intersection, J2026-01
 - **Project Data:** ENG – FY 2025: \$50,000 (\$40,000 Federal; \$10,000 State)

West Virginia Department of Transportation [Resolution 2026-01] (Formal action required)

- Race & Raleigh Intersection MPO Improvement Project, B2026-01
 - **Project Data:** CON – FY2025: \$1,300,000 (Federal)

Motion and Vote: Ms. Wishmyer made a motion to recommend approval of the WV TIP amendments to the Interstate Council as presented. The motion was seconded by Mr. Grindle and unanimously approved.

-LONG RANGE TRANSPORTATION PLAN

Long Range Transportation Plan Update

Mr. Mullenax stated that a kick-off meeting was held yesterday with the consultant to begin updating the MPO's current Long Range Transportation Plan. Federal law requires that MPOs update their LRTP every five years. Our current Plan will expire on July 1, 2027. We anticipate the final draft to be presented to the ISC at our meeting in May of 2027. The MPO's Technical Advisory Committee (TAC) is charged with overseeing the LRTP development as prescribed in our Bylaws. The first meeting with the TAC is tentatively scheduled on October 29th and the first major public outreach process will begin in the Spring of 2026.

US 11 Winchester Avenue Corridor Study

Mr. Mullenax explained that this corridor was identified in our Regional Safety Action Plan for further safety evaluation. The study will be built on the City of Martinsburg's Gateway Vision Plan and will refine effective safety countermeasures to reduce crashes and severe injuries along Winchester Avenue. The study will assess the Winchester Avenue corridor between Berry Street and King Street and east along King Street to Queen Street. This project will include an evaluation to determine if left turns may be possible from Winchester Avenue onto King Street. We have scheduled a project kick-off meeting as well as a site visit with the Study Committee in early October.

WV 9 Bicycle Path Connection Feasibility Study

Mr. Mullenax announced that one of the highest priorities in our 2023 Regional Bicycle and Pedestrian Plan was the evaluation of potential connections from the WV 9 Bicycle Path's end at Currie Road into

Ranson and Charles Town. Numerous prior planning efforts have identified different alternatives for making the connection. A project kick-off meeting as well as a site visit with the Study Committee has been scheduled early in October. Staff plans to highlight this specific need with WVDOT during their upcoming Statewide Bicycle Plan Update. This is one of the area's greatest needs.

Locust and Mulberry Streets Signal Evaluation Plan

Mr. Mullenax reported that as part of the City of Hagerstown's Safety Action Plan, the evaluation of 13 traffic signals on Locust and Mulberry Streets was identified. The traffic signal warrant study will identify areas where traffic signals could be removed and replaced with stop signs. These changes would improve street operations and safety while also reducing operating and maintenance costs.

-ORGANIZATIONAL ADMINISTRATION

FY2025 Self Certification [Resolution 2026-03]

The HEPMPO is considered a non-TMA MPO which is a MPO that has less than 200,000 persons in our urban area. Self-certification is required for the HEPMPO to confirm its metropolitan transportation planning process follows all applicable Federal regulations.

Motion and Vote: Ms. Baker made a motion to recommend approval to the Interstate Council of the FY2025 Self-Certification as presented. The motion was seconded by Ms. Wishmyer and unanimously approved.

Financial Status Update

Ms. Baker presented a summary of expenditures for the fourth quarter of FY2025. She noted that our work task items were on budget with the exception of the TIP and special studies which were slightly over budget. This overage is due to the number of staff hours expended versus what was estimated for the year. We did not exceed our total overall budget for FY2025. Mr. Mullenax noted that seven separate special studies were completed by our consultant.

Director's Report

Mr. Mullenax gave a brief report on the following:

- The City of Hagerstown's Safety Action Plan was adopted by the Hagerstown City Council on May 27th. A public meeting was held in April. The City has applied for an SS4A Implementation grant based on the Plan's recommendations.
- The Virginia Avenue (in Washington County), Edwin Miller Boulevard (in Berkeley County) and Washington Street (in Jefferson County) corridor safety assessments have been completed. Public meetings were held for each respective corridor. Staff have shared the final plans with MDOT and WVDOT respectively and are currently working on implementing some of the recommendations under the USDOT's SAFE ROADS program.
- EPTA's Transit Development Plan was completed and presented to EPTA's Board of Directors in June.
- The WCT Facilities Expansion Plan was completed and presented to the Board of County Commissioners of Washington County in June. A BUILD grant for design was awarded for this project on July 15th. This project was 1 of only 30 grants awarded nationally and is the only project awarded the grant in Maryland.
- A BUILD grant was not awarded to the Harpers Ferry project. Staff have requested a debrief from USDOT. We are moving forward on a FLAP grant for the High Street sidewalk project.
- Staff attended the first meeting of the WV Fatality Review Committee held in Charleston in July.
- Staff are supporting the City of Martinsburg on its Martinsburg Greenway Trail BUILD project and the City Safety Action Plan. Both projects held kick-off meetings with FHWA-WV in July.

- The new maintenance building has been framed, the bus wash and storage areas have been bricked and the revised storm water bypass has been submitted to the City of Martinsburg for the new EPTA Transit Center.
- The MD 65/MD 34 MDOT quick build demonstration project in Sharpsburg will begin soon. Hopefully, this will provide vital information to help improve safety by discouraging speeding in this area.
- MDOT held a public meeting on July 23rd on its Vulnerable Road User safety assessment update. Staff provided information on the 10 most high-risk corridors in District 6, all located in Washington County, as well as the Virginia Avenue corridor study that was recently completed.
- The MARC Growth Plan has been published by MDOT MTA. Two notable items are a new commuter bus service from Hagerstown to the Monocacy MARC station running three times/weekday starting in FY2029 and MARC service on the Brunswick line is shown to continue at current levels.
- A public meeting was held on August 5th for the WV51 Washington Street project. The public comment period will be open until September 3rd.
- A notice to proceed is expected soon for the I-81 TISMO plan for the WV portion of I-81. WVDOT will be funding the project
- The Annual MDOT Tour Meeting has been scheduled for October 9th at 10 am at the Washington County Public Safety Training Center.
- The MPO staff is working with MDOT and WVDOT in preparing a BIP (Bridge Investment Program) planning grant application for the US 522 bridge in Hancock. This grant would focus on improving multimodal connections from the C&O and WMRT into West Virginia.

Staff Report

Ms. McDonough gave a brief report on the following:

- Two TAP grants were submitted in July – one for Moulton Park in Jefferson County for a riverfront walk, crosswalk and ADA parking spaces in the riverfront portion of the park and one for the Foxcroft Avenue sidewalk project.
- Staff have been supporting Region IX and other partners with data creation and mapping for transportation projects.

OTHER BUSINESS

Public Comment

No public comment was received.

Future Meetings

The next scheduled meeting of the Technical Advisory Committee is Wednesday, October 15, 2025 at 10:30 a.m. This meeting will be held in person at the Eastern West Virginia Regional Airport in Martinsburg, WV, with a call-in option.

-ADJOURNMENT

Ms. Baker made a motion to adjourn the meeting at 11:15 a.m. The motion was seconded by Ms. Wishmyer and so ordered by Mr. Mullenax.

Respectfully submitted,

Matt Mullenax, Executive Director

**HAGERSTOWN/EASTERN PANHANDLE
METROPOLITAN PLANNING ORGANIZATION
TECHNICAL ADVISORY COMMITTEE
October 15, 2025**

The Hagerstown/Eastern Panhandle Metropolitan Planning Organization Technical Advisory Committee held a meeting on Wednesday, October 15, 2025 at 10:30 p.m. both in person [at the Eastern Panhandle Regional Airport in Martinsburg, WV] and via tele-conference call. MD and WV Open Governmental Meetings Acts and HEPMPO Bylaws permit virtual only meetings of our committees and boards provided members can hear and be heard by each other and by any media or members of the public.

CALL TO ORDER

Mr. Mullenax called the meeting to order at 10:37 a.m.

ROLL CALL

The following were in attendance: Matt Mullenax, HEPMPO Executive Director; Jill Baker, Washington County Dept. of Planning & Zoning; Scott Hobbs, Washington County Dept. of Engineering; Brian Carr, WV DOH; Shawn Kiernan, MDOT; Louis Grindle, EPTA, Jennifer Wishmyer, Region IX; and Laura Hoffmaster, Berkeley County.

Also present were: Michaela McDonough, HEPMPO; Kara Greathouse, FHWA-WV; Sean Varsalona, MD SHA; Stephen Finafrock, MTA; Neil Doran, Washington County Regional Airport; and Kerri Wagner, WV DOH.

-TRANSPORTATION IMPROVEMENT PROGRAM

FY 2025-2028 MD Transportation Improvement Program Amendments

Ms. McDonough presented the following amendments for the FY 2025-2028 MD TIP.

Maryland Department of Transportation (Formal action required)

- I-81 Ph 2 and 3 Highway Reconstruction, W2017-10
 - **Change:** Remove project from TIP. This project information will now be split and included in two new TIP projects (W2026-02 and W2026-03)
- I-81 Interchange improvements at Showalter Avenue (I-81 Phase 4B, Maugansville), W2023-08
 - **Change:** Remove project from TIP. This project will now be included in the Areawide Bridge Replacement and Rehabilitation project (W2025-04).
- Areawide Congestion Management, W2025-06
 - **Change:** Move funding from CON phase to new "Other" project phase in the amount of \$1,000,000 in each FY2025, FY2026, FY2027 and FY2028.
- I-81 Phases 2A and 2B Highway Reconstruction, W2026-02
 - **Project Data:** PE – Prior: \$8,235,000 (\$3,930,000 Federal; \$4,305,000 State), FY 2025: \$1,985,000 (\$1,983,000 Federal; \$2,000 State); FY 2026: \$2,000,000 (\$1,900,000 Federal; \$100,000 State); FY 2027: \$1,600,000 (\$1,520,000 Federal; \$80,000 State); FY 2028: \$600,000 (\$570,000 Federal; \$30,000 State); ROW – FY 2025: \$1,000 (Federal); FY 2027: \$691,000 (\$656,000 Federal; \$35,000 State); Future: \$36,000 (\$32,000 Federal; \$4,000 State). CON – FY 2026: \$376,000 (\$357,000 Federal; \$19,000 State); FY 2027: \$7,213,000 (\$6,852,000 Federal; \$361,000 State); FY 2028: \$32,480,000 (\$30,856,000 Federal; \$1,624,000 State); Future: \$86,820,000 (\$82,479,000 Federal; \$4,341,000 State)
- I-81 Phase 3 Highway Reconstruction, W2026-03
 - **Project Data:** PP – Prior: \$3,530,000 (Federal)

Due to the lack of quorum for this meeting, no action was taken by the Technical Advisory Committee; this information was provided for informational purposes only.

Ms. McDonough presented the following adjustments for the FY 2025-2028 MD TIP.

Maryland Department of Transportation (No formal action required)

- Areawide Safety and Spot Improvements, W2025-02
 - **Changes:** Increase FY2026 CON funding to \$12,000,000 (\$10,961,000 Federal; \$1,039,000 State)

Eastern Federal Lands

- Pavement Preservation, Burnside Bridge Trail and Sherrick Run Bridge, W2022-01
 - **Changes:** Project Obligated
- Repair three bridges, W2022-02
 - **Changes:** Project Obligated
- C&O Tunnel Rehabilitation, W2024-02
 - **Changes:** Project Obligated

Washington County Engineering

- Local Federal Aid Projects, W2019-07
 - **Changes:** Increase FY 2026 CON funding to \$15,790,200 (\$12,544,520 Federal; \$3,245,680 Local)

Mr. Mullenax stated that the public comment period for the proposed TIP amendments and adjustments ran from October 1st to October 14th; no comments were received.

Maryland Highway Safety Performance Measures

Mr. Mullenax reported that MDOT has finalized its highway safety performance measure targets for FY 2026. These targets are developed as part of the annual HSIP submission to FTA. MDOT provides a baseline and State targets for five safety performance measures that include the number of fatalities, fatality rate, number of serious injuries, serious injury rate, and the total number of non-motorized fatalities and injuries. Mr. Mullenax explained that as part of developing the safety performance targets once they are adopted, the MPOs have 180 days to either adopt the State's targets or adopt their own targets. MDOT and WVDOT provide a calculation based on approved methodology to show what part of the State targets are attributable to the MPO region. Since Washington County is the only county in Maryland within our MPO boundaries, the data shown is for Washington County only.

Mr. Mullenax presented a power point presentation of the data collected. He noted that the trend line shows a downward trend for the total number of fatal crashes and the bar graph shows a 5-year average of the number of fatal crashes. The 5-year average fatality rate, the average number of serious injuries, and the total number of non-motorized serious fatalities also decreased.

Ms. McDonough reviewed the targets that MDOT is proposing for FY 2026 as follows: number of fatalities – 485; number of serious injuries – 1,954; fatality rate – 0.81; serious injury rate – 3.24; and non-motorized fatalities and serious injuries – 570.2.

Due to the lack of quorum for this meeting, no action was taken by the Technical Advisory Committee; this information was provided for informational purposes only.

LONG RANGE TRANSPORTATION PLAN

Long Range Transportation Plan Update

Mr. Mullenax stated that the MPO's Technical Advisory Committee will be meeting later this month to begin its work of overseeing the development of the LRTP update. This is a Federally mandated document which the MPO updates every 5 years. A draft plan is scheduled to be completed in March of 2027 at which time it will be presented to the Interstate Council for consideration of adoption. The first major round of public outreach is scheduled in the Spring of 2026. Staff will be meeting with the consultants next week to discuss the public facing project website that will provide information to the public over the next 18-month planning period.

US 11 Winchester Avenue Corridor Study

Mr. Mullenax noted that a site visit of several locations throughout the corridor occurred earlier in October and was hosted by the City of Martinsburg. The next step will be developing draft concepts of potential improvements based on historical data, existing plans (including the City's Gateway Vision Plan), proven safety countermeasures and observations from the site visit. The Winchester Avenue corridor was identified on the high injury networks of both the MPO's Regional Safety Action Plan and WVDOT's Vulnerable Road User Safety Assessment. Mr. Mullenax presented a map showing the location and severity of crashes from 2020-2023 through the corridor as well as the crash rate and how it compares to the State average of a functionally similar class road – a minor urban arterial.

WV 9 Bicycle Path Connection Feasibility Study

Mr. Mullenax announced that our consultants have worked closely with the Town of Ranson to develop a map showing the proposed developments and various ideas for connecting the WV 9 Bike Path from Currie Road to downtown Ranson and Charles Town. A site visit was held earlier in October where several corridors and intersections were reviewed in terms of challenges and opportunities. This proposed connection was one of highest priorities in the MPO's Regional Bicycle and Pedestrian Plan.

Locust and Mulberry Streets Signal Evaluation Plan

Mr. Mullenax reported that our consultants are working with the City of Hagerstown to evaluate traffic signals on two corridors. They are currently working to validate traffic counts to compare and contrast with INRIX and Republica datasets. A draft report is anticipated in January.

-ORGANIZATIONAL ADMINISTRATION

Financial Status Update

Ms. Baker stated that the first quarter of the new fiscal year ended on September 30, 2025. No written report is available at this time; however, the MPO is on task and on budget. The majority of expenditures during the first quarter were in Special Studies and Administrative costs.

Director's Report

Mr. Mullenax gave a brief report on the following:

- Last Spring a safety assessment on the US Route 11 (Virginia Avenue) corridor was completed. MDOT has decided to further build on this work and has identified Virginia Avenue as a Vulnerable Road User Assessment Project. This is the first State led corridor effort in Western Maryland.
- A public meeting is tentatively scheduled on January 21, 2026 at the Eastern Elementary School for the US 40 Pedestrian Safety Action Plan (PSAP). This project covers the area

from All Star Court to Garland Groh Boulevard. The project will utilize suballocated Carbon Reduction Program funds and will include the installation of pedestrian signals at five downtown intersections.

- The Bridge Investment Program (BIP) Planning Grant for the US 522 bridge in Hancock is currently on hold. FHWA is currently reviewing the program's Notice of Funding Opportunity.
- Staff along with the WVDOT attended a USDOT debrief on the Harpers Ferry BUILD grant that was not awarded this past summer. The application was rated "Recommended" and scored a "High" on four of the eight merit criteria required. In order for an application to advance to the second-tier analysis, it must receive a "Highly Recommended" rating and score "High" in at least six merit criteria.
- The MPO developed and submitted a \$1.3 million FLAP grant on behalf of the Corporation of Harpers Ferry for the High Street project.
- The Federal agreement has been completed and executed by the City of Martinsburg for the Martinsburg Greenway Trail BUILD grant. This agreement has been sent back to FHWA for its review.
- The initial grant agreement for the WCT Facilities Expansion BUILD grant has been drafted and reviewed for scoping. We are currently waiting on FTA to formally initiate the project.
- The foundation has been poured for EPTA's new Transit Center Administrative building and roof panels will be placed on the Maintenance and Bus Storage building very soon.
- The Winchester Avenue Rectangular Rapid Flashing Beacon project located at Winchester Avenue and Addition Street in Martinsburg has been identified in WVDOT's SAFE ROADS list. FHWA has indicated that it will be constructed in FY 2026. This project will be funded through the MPO's suballocated Carbon Reduction Program funding.
- The MDOT Tour was held last week in Hagerstown. Staff presented on a number of safety studies, grant activities and planning efforts. Acting Secretary Biddle acknowledged the MPO's work on securing grant awards and finding creative ways to fund projects.
- Two weeks ago, MPO staff along with Rachel Snavelly and Jennifer Wishmyer (Region IX) met with Secretary Rumbaugh and the WVDOT Management to discuss various transportation items in the Eastern Panhandle. The State expressed concerns of funding for large capacity adding projects; however, as the new STIP is being developed they are looking to provide a more robust Return on Investment (ROI) component in their project selection process. This could benefit our region greatly. Mr. Mullenax invited Secretary Rumbaugh to visit the Eastern Panhandle to see first-hand our challenges and opportunities.

Staff Report

Ms. McDonough gave a brief report on the following:

- Staff is supporting Region IX with GIS services on regional connection projects.
- A presentation was made showcasing the MPO's future public comment process through the new TIP software.

OTHER BUSINESS

Public Comment

No public comment was received.

Future Meetings

The next scheduled meeting of the Technical Advisory Committee is Wednesday, January 21, 2026 at 10:30 p.m. This meeting will be held in person at the Eastern West Virginia Regional Airport in Martinsburg, WV, with a call-in option.

-ADJOURNMENT

Mr. Mullenax adjourned the meeting at 11:20 a.m.

Respectfully submitted,

Matt Mullenax, Executive Director

Hagerstown/Eastern Panhandle MPO (HEPMPO)
FY2025-2028 TIP Revision
January 21, 2026

Within this document you will find one amendment and four adjustment requests from the Maryland Department of Transportation (MDOT), one adjustment request from Washington County Engineering, and 18 adjustment and four amendment requests from the West Virginia Department of Transportation (WVDOT). Below is a staff summary of these changes. They will be presented and acted on during the regular meeting of the Interstate Council (ISC) on January 21st, 2026. The amendments were advertised and given a public comment period per the adopted Public Participation Plan which began on Wednesday, January 7, 2026 and ended on Tuesday, January 20, 2026. The adjustments listed below are provided for informational purposes and do not require formal action by the Interstate Council.

MARYLAND

MARYLAND DEPARTMENT OF TRANSPORTATION

EXISTING PROJECT

Project Name, TIP ID: I-70 MD 65 and CSX Bridges Rehabilitation, W2019-09
Description: Resurfacing
Requesting Agencies: MDOT
County, State: Washington, Maryland
Project Data: PP- Prior: \$2,011,000 (State). CON- Prior: \$32,911,000 (\$27,025,000 Federal; \$5,886,000 State).
Changes: Project obligated.
Action: *Adjustment – No Formal Action Required.*

EXISTING PROJECT

Project Name, TIP ID: I-70 Crystal Falls Drive Bridges Replacement, W2022-04
Description: Replacement of bridges 211353 and 2113504 over Crystal Falls Dr
Requesting Agencies: MDOT
County, State: Washington, Maryland
Project Data: PE- Prior: \$1,818,000 (\$711,000 Federal; \$1,107,000 State). CON- Prior: \$19,932,000 (\$19,006,000 Federal; \$926,000 State), FY2025: \$7,114,000 (\$6,790,000 Federal; \$324,000 State).
Changes: Project obligated.
Action: *Adjustment – No Formal Action Required.*

EXISTING PROJECT

Project Name, TIP ID: I-81 Interchange Improvements at Maugans Avenue (I-81 Phase 4A), W2023-07
Description: Construction of I-81 interchange improvements at Maugans Avenue.
Requesting Agencies: MDOT
County, State: Washington, Maryland
Project Data: PE- Prior: \$822,000 (\$295,000 Federal; \$527,000 State). CON- Prior: \$2,276,000 (Federal).
Changes: Project obligated.
Action: *Adjustment – No Formal Action Required.*

EXISTING PROJECT

Project Name, TIP ID: National Electric Vehicle Infrastructure (NEVI), W2025-09
Description: Create network of electric vehicle chargers
Requesting Agencies: MDOT
County, State: Washington, Maryland
Project Data: ENG- Prior: \$23,000 (\$22,000 Federal; \$1,000 State), FY2025: \$3,000 (Federal), FY2026: \$32,000 (\$31,000 Federal; \$1,000 State). CON- FY2025: \$458,000 (\$366,000 Federal; \$92,000 Private), FY2026: \$325,000 (\$260,000 Federal; \$65,000 Private), FY2027: \$444,000 (\$355,000 Federal; \$89,000 Private), FY2028: \$256,000 (\$205,000 Federal; \$51,000 Private).
Changes: Increase ENG funding in FY2025: (\$5,000 Federal) and in FY2026: \$34,000 (\$33,000 Federal; \$1,000 State). Add ENG funding in FY2027: \$10,000 (Federal) and in FY2028: \$12,000 (Federal). Increase CON funding in FY2025: \$468,000

(\$375,000 Federal; \$93,000 Private), FY2026: \$515,000 (\$412,000 Federal; \$103,000 Private), FY2027: \$461,000 (\$369,000 Federal; \$92,000 Private), and in FY2028: \$316,000 (\$253,000 Federal; \$63,000 Private).

Action: *Adjustment – No Formal Action Required.*

EXISTING PROJECT

Project Name, TIP ID: I-81 Phase 3 Highway Reconstruction, W2026-03

Description: Widening to six lanes and reconstructing 7.2 miles of I-81 from US 40 to PA State line

Requesting Agencies: MDOT

County, State: Washington, Maryland

Project Data: PP- Prior: \$3,530,000 (\$2,118,000 Federal; \$1,412,000 State).

Changes: Project removed.

Action: *Amendment – Formal Action Required.*

WASHINGTON COUNTY ENGINEERING

EXISTING PROJECT

Project Name, TIP ID: Local Federal Aid Projects, W2019-07

Description: Local Federal Aid Projects in Washington County

Requesting Agencies: Washington County Engineering

County, State: Washington, Maryland

Project Data: PE- Prior: \$5,180,000 (\$4,124,000 Federal; \$1,056,000 Local), FY2025: \$50,000 (Local), FY2026: \$250,000 (\$200,000 Federal; \$50,000 Local). CON- Prior: \$9,087,400 (\$6,951,400 Federal; \$2,136,000 Local), FY2026: \$14,790,200 (\$11,744,520 Federal; \$3,045,680 Local), FY2027: \$1,000,000 (\$800,000 Federal; \$200,000 Local).

Changes: Add \$50,000 (Local) PE funding in FY2027.

Action: *Adjustment – No Formal Action Required*

WEST VIRGINIA

EASTERN PANHANDLE TRANSIT AUTHORITY - * EPTA ADJUSTMENTS PART OF TIP REVISION 8*

EXISTING PROJECT

Project Name, TIP ID: Section 5339 – Buses and Bus Facilities Infrastructure Investment Program, WVT2021-08
Description: Bus Facility Construction
Requesting Agencies: EPTA
County, State: Berkeley & Jefferson, West Virginia
Project Data: FY2025: \$22,943,107 (\$20,418,907 Federal; \$2,524,200 Local).
Changes: Add funding in FY2026: \$867,200 (\$650,400 Federal; \$216,800 Local).
Action: *Adjustment – No Formal Action Required.*

EXISTING PROJECT

Project Name, TIP ID: Capital Assistance – Bus Replacement, WVT2022-01
Description: 5339 Capital funds for bus replacements
Requesting Agencies: EPTA
County, State: Berkeley & Jefferson, West Virginia
Project Data: FY2025: \$398,719 (\$318,974 Federal; \$79,745 Local). FY2026: \$500,000 (\$400,000 Federal; \$100,000 Local).
Changes: Remove funding in FY2026.
Action: *Adjustment – No Formal Action Required.*

EXISTING PROJECT

Project Name, TIP ID: Capital Assistance – Miscellaneous Equipment, WVT2025-03
Description: Purchase of miscellaneous equipment for vehicle fleet
Requesting Agencies: EPTA
County, State: Berkeley & Jefferson, West Virginia
Project Data: FY2025: \$91,945 (\$73,556 Federal; \$18,389 Local). FY2026: \$31,250 (\$25,000 Federal; \$6,250 Local).
Changes: Remove funding in FY2026.
Action: *Adjustment – No Formal Action Required.*

EXISTING PROJECT

Project Name, TIP ID: Capital Assistance – Passenger Amenity, WVT2025-05
Description: Bus Shelter Purchase, System Signage, and Other Passenger Information
Requesting Agencies: EPTA
County, State: Berkeley & Jefferson, West Virginia
Project Data: FY2026: \$177,000 (\$141,600 Federal; \$35,400 Local).
Changes: Remove funding in FY2026.
Action: *Adjustment – No Formal Action Required.*

WEST VIRGINIA DEPARTMENT OF TRANSPORTATION

EXISTING PROJECT

Project Name, TIP ID: Roadway Striping (D5), B2025-01
Description: Install pavement markings
Requesting Agencies: WVDOT
County, State: Berkeley, West Virginia
Project Data: CON- Prior: \$12,659,357 (\$10,103,373 Federal; \$2,555,984 State), FY2025: \$2,815,000 (\$1,970,500 Federal; \$844,500 State), FY2026: \$1,320,424 (\$739,437 Federal; \$580,987 State), FY2027: \$1,320,424 (\$739,437 Federal; \$580,987 State), \$1,320,424 (\$739,437 Federal; \$580,987 State).
Changes: Increase CON funding in FY2026: \$3,808,417 (\$3,427,575 Federal; \$380,842 State) and change federal fund source to HSIP.
Action: *Adjustment – No Formal Action Required.*

EXISTING PROJECT

Project Name, TIP ID: D-5 Recall Striping, B2025-02
Description: Pavement marking (paint)
Requesting Agencies: WVDOT
County, State: Berkeley, West Virginia
Project Data: CON- Prior: \$1,588,234 (\$669,902 Federal; \$476,470 State), FY2025: \$491,738 (\$344,216 Federal; \$147,522 State), FY2026: \$231,400 (\$162,000 Federal; \$69,400 State), FY2027: \$281,303 (\$196,912 Federal; \$84,391 State), FY2028: \$267,908 (\$187,535 Federal; \$80,373 State).
Changes: Increase CON funding in FY2026: \$518,513 (\$414,810 Federal; \$103,703 State).

Action: *Adjustment – No Formal Action Required.*

EXISTING PROJECT

Project Name, TIP ID: Winchester Ave RRFB, B2025-04
Description: Rectangular Rapid Flashing Beacon Installation
Requesting Agencies: WVDOT
County, State: Berkeley, West Virginia
Project Data: CON- FY2025: \$50,000 (Federal).
Changes: Move CON funding from FY2025 to FY2026.
Action: *Adjustment – No Formal Action Required.*

EXISTING PROJECT

Project Name, TIP ID: WV 9 CO 1 Roundabout +1, B2025-07
Description: Roundabout construction
Requesting Agencies: WVDOT
County, State: Berkeley, West Virginia
Project Data: ENG- FY2025: \$1,200,000 Federal. ROW- FY2026: \$2,200,000 (Federal). CON- FY2028: \$7,500,000 (Federal).
Changes: Increase CON funding in FY2028: \$12,000,000 (\$9,600,000 Federal; \$2,400,000).
Action: *Amendment – Formal Action Required.*

EXISTING PROJECT

Project Name, TIP ID: Norman & Carrie G Silver Memorial Bridge, B2025-08
Description: Bridge Rehab
Requesting Agencies: WVDOT
County, State: Berkeley, West Virginia
Project Data: ENG- FY2025: \$90,000 (\$72,000 Federal; \$18,000 State). CON- FY2026: \$915,000 (\$732,000 Federal; \$183,000 State).
Changes: Move CON funding from FY2026 to FY2027.
Action: *Adjustment – No Formal Action Required.*

EXISTING PROJECT

Project Name, TIP ID: 2025 D5 RDWY DEPART, B2025-09
Description: Signing
Requesting Agencies: WVDOT
County, State: Berkeley, West Virginia
Project Data: CON- FY2025: \$132,817 (\$119,535 Federal; \$13,282 State).
Changes: Move CON funding from FY2025 to FY2026.
Action: *Adjustment – No Formal Action Required.*

EXISTING PROJECT

Project Name, TIP ID: Race & Raleigh Intersection MPO Improvement Project, B2026-01
Description: Intersection improvement
Requesting Agencies: WVDOT
County, State: Berkeley, West Virginia
Project Data: CON- FY2025: \$1,300,000 (Federal).
Changes: Add ENG phase in FY2026: \$350,000 (Federal). Move CON funding from FY2025 to FY2027.
Action: *Amendment – Formal Action Required.*

NEW PROJECT

Project Name, TIP ID: I-81 Marlowe Overpass Overlay +2, B2026-04
Description: Bridge Overlays
Requesting Agencies: WVDOT
County, State: Berkeley, West Virginia
Project Data: ENG- FY2026: \$15,000 (\$12,000 Federal; \$3,000 State). CON- FY2026: \$595,000 (\$476,000 Federal; \$119,000 State).
Action: *Adjustment – No Formal Action Required.*

NEW PROJECT

Project Name, TIP ID: Raleigh St – Berkeley Station, B2026-05
Description: Resurfacing
Requesting Agencies: WVDOT

County, State: Berkeley, West Virginia
Project Data: ENG- FY2026: \$5,000 (\$4,000 Federal; \$1,000 State). CON- FY2026: \$1,300,000 (\$1,040,000 Federal; \$260,000 State).
Action: *Adjustment – No Formal Action Required.*

NEW PROJECT

Project Name, TIP ID: I-81 Welcome Center, B2026-06
Description: Welcome Center
Requesting Agencies: WVDOT
County, State: Berkeley, West Virginia
Project Data: ROW- FY2027: \$1,200,000 (\$960,000 Federal; \$240,000 State).
Action: *Amendment – Formal Action Required.*

NEW PROJECT

Project Name, TIP ID: South Berkeley Inwood Park Ped Upgrade, B2026-07
Description: Construct sidewalk
Requesting Agencies: WVDOT
County, State: Berkeley, West Virginia
Project Data: CON- FY2027: \$816,558 (\$653,246 Federal; \$163,312 Local).
Action: *Adjustment – No Formal Action Required.*

EXISTING PROJECT

Project Name, TIP ID: Shepherdstown Bike Path, J2014-05
Description: Construct multi-use path
Requesting Agencies: WVDOT
County, State: Jefferson, West Virginia
Project Data: CON- FY2025: 2,075,100 (\$1,810,000 (Federal; \$265,100 Local).
Changes: Move CON from FY2025 to FY2026.
Action: *Adjustment – No Formal Action Required.*

EXISTING PROJECT

Project Name, TIP ID: Harpers Ferry High St, J2017-03
Description: Design and construct sidewalk
Requesting Agencies: WVDOT
County, State: Jefferson, West Virginia
Project Data: ENG- Prior: \$41,458 (Federal). CON- FY2026: \$400,000 (\$320,000 Federal; \$80,000 Local).
Changes: Move CON from FY2026 to FY2027.
Action: *Adjustment – No Formal Action Required.*

EXISTING PROJECT

Project Name, TIP ID: Flowing Springs Park Trail, J2019-05.04
Description: Milling and overlaying and sidewalk improvements
Requesting Agencies: WVDOT
County, State: Jefferson, West Virginia
Project Data: ENG- Prior: \$80,000 (\$64,000 Federal; \$16,000 Local). CON- Prior: \$251,443 (Federal).
Changes: Move CON from Prior to FY2026.
Action: *Adjustment – No Formal Action Required.*

EXISTING PROJECT

Project Name, TIP ID: Fifth Avenue Streetscape, J2023-03
Description: Construct new sidewalk and install lighting
Requesting Agencies: WVDOT
County, State: Jefferson, West Virginia
Project Data: ENG- Prior: \$60,935 (\$48,748 Federal; \$12,187 Local). CON- FY2025: \$2,884,085 (\$2,307,268 Federal; \$576,817 Local).
Changes: Move CON from FY2025 to FY2026.
Action: *Adjustment – No Formal Action Required.*

EXISTING PROJECT

Project Name, TIP ID: Congress/Lawrence I/S, J2025-01
Description: Design/build ADA ramps
Requesting Agencies: WVDOT
County, State: Jefferson, West Virginia
Project Data: CON- FY2025: \$273,784 (\$219,027 Federal; \$54,757 Local).
Changes: Move CON from FY2025 to FY2026.
Action: *Adjustment – No Formal Action Required.*

EXISTING PROJECT

Project Name, TIP ID: Charles Town Augustine Ave Ph II, J2025-02
Description: Design plan for bike/ped path
Requesting Agencies: WVDOT
County, State: Jefferson, West Virginia
Project Data: CON- FY2025: \$1,750,000 (\$1,680,000 Federal; \$70,000 Local).
Changes: Move CON from FY2025 to FY2026.
Action: *Adjustment – No Formal Action Required.*

EXISTING PROJECT

Project Name, TIP ID: Blair Road Realignment, J2025-05
Description: Hazard Elimination
Requesting Agencies: WVDOT
County, State: Jefferson, West Virginia
Project Data: ENG- FY2025: \$300,000 (Federal). ROW- FY2026: \$350,000 (\$280,000 Federal; \$70,000 State). CON- FY2026: \$2,200,000 (\$1,760,000 Federal; \$440,000 State).
Changes: Move ROW and CON from FY2026 to FY2027.
Action: *Adjustment – No Formal Action Required.*

EXISTING PROJECT

Project Name, TIP ID: Leetown Rd Intersection Improvement, J2025-06
Description: Construct New Lane and Add Signal
Requesting Agencies: WVDOT
County, State: Jefferson, West Virginia
Project Data: ROW- FY2026: \$15,000 (\$12,000 Federal; \$3,000 State). CON- FY2026: \$1,420,000 (\$1,136,000 Federal; \$284,000 State).
Changes: Change scope to roundabout construction. Move CON from FY2026 to FY2027 and increase to \$1,820,000 (Federal).
Action: *Amendment – Formal Action Required.*

NEW PROJECT

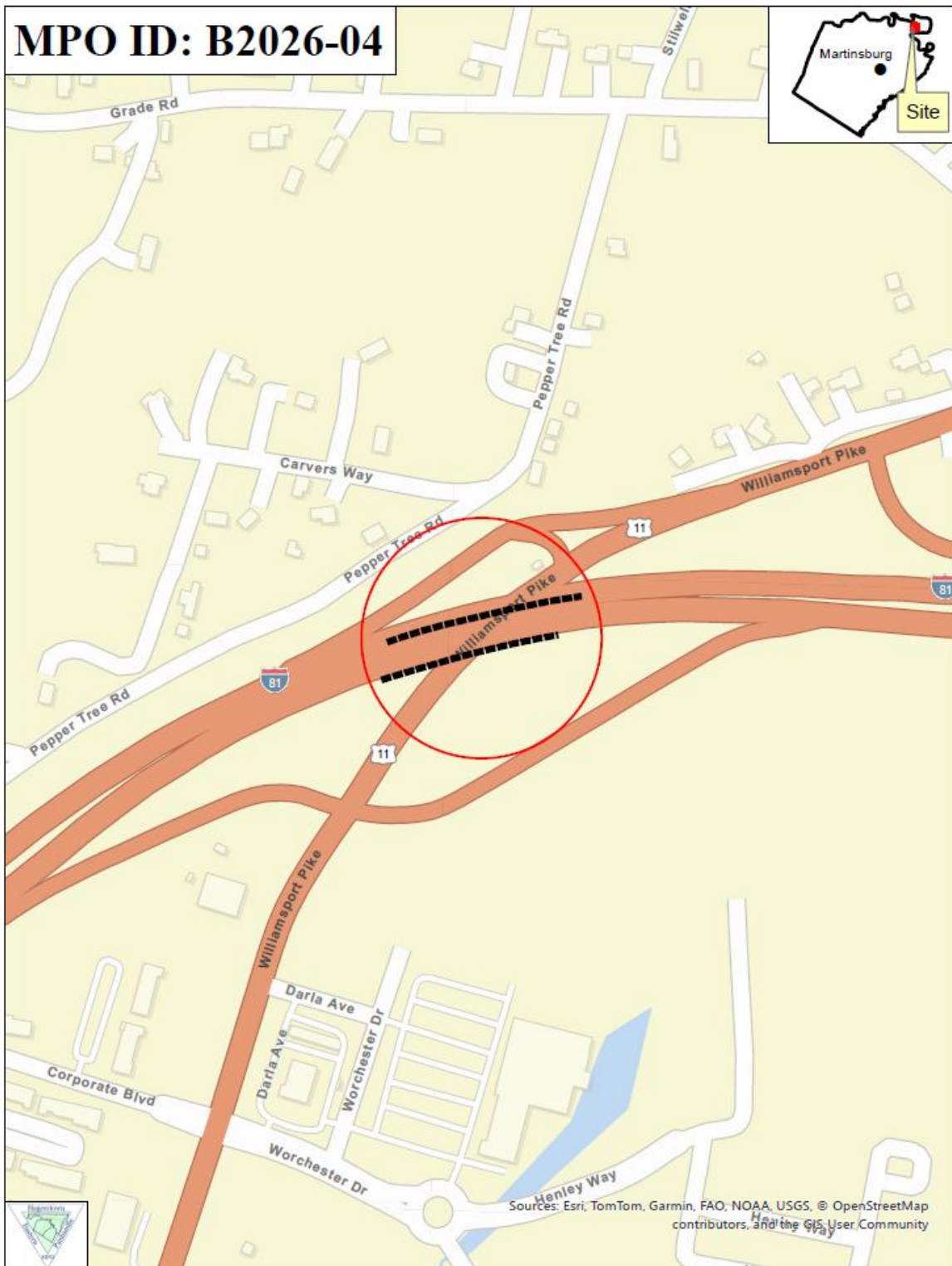
Project Name, TIP ID: Boxville Overpass NB & SB, J2026-02
Description: Bridge Replacement
Requesting Agencies: WVDOT
County, State: Jefferson, West Virginia
Project Data: ENG- FY2026: \$1,700,000 (\$1,360,000 Federal; \$340,000 State). ROW- FY2026: \$250,000 (\$200,000 Federal; \$50,000 State). CON- FY2028: \$11,250,000 (\$9,000,000 Federal; \$2,250,000 State).
Action: *Amendment – Formal Action Required.*

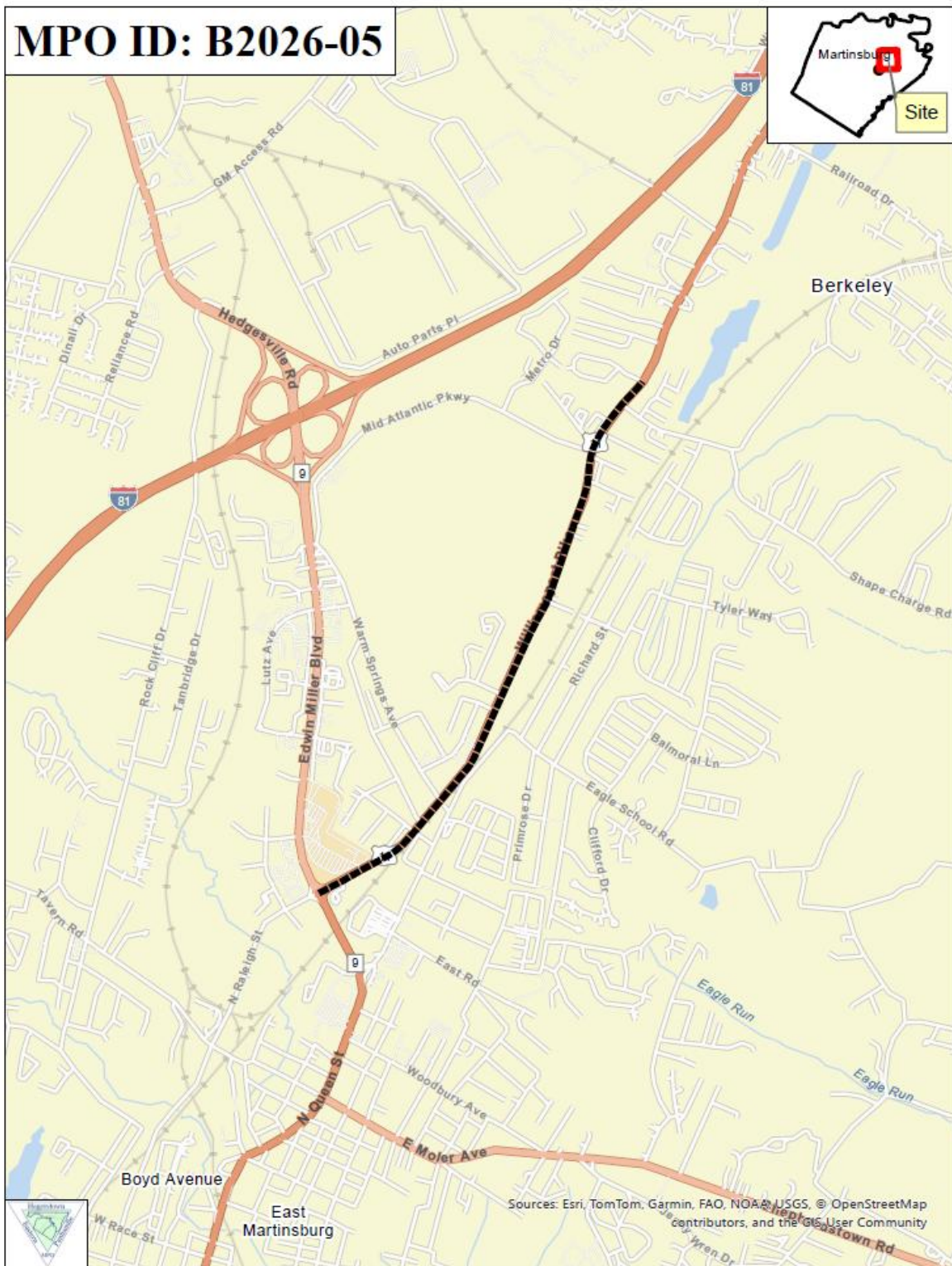
NEW PROJECT

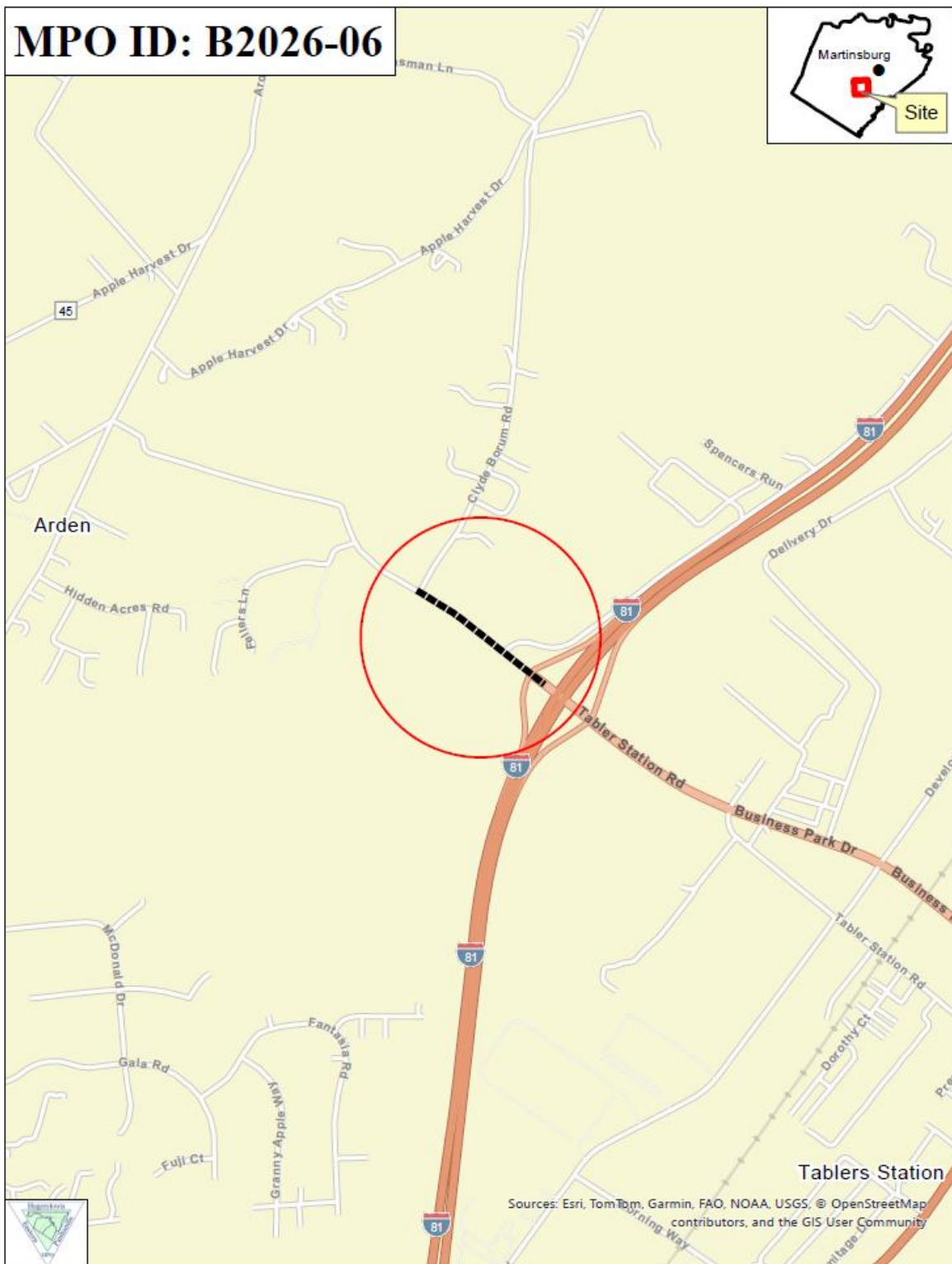
Project Name, TIP ID: Mount Mission – Bloomery, J2026-03
Description: Resurfacing
Requesting Agencies: WVDOT
County, State: Jefferson, West Virginia
Project Data: ENG- FY2026: \$5,000 (\$4,000 Federal; \$1,000 State). CON- FY2026: \$1,500,000 (\$1,200,000 Federal; \$300,000 State).
Action: *Adjustment – No Formal Action Required.*

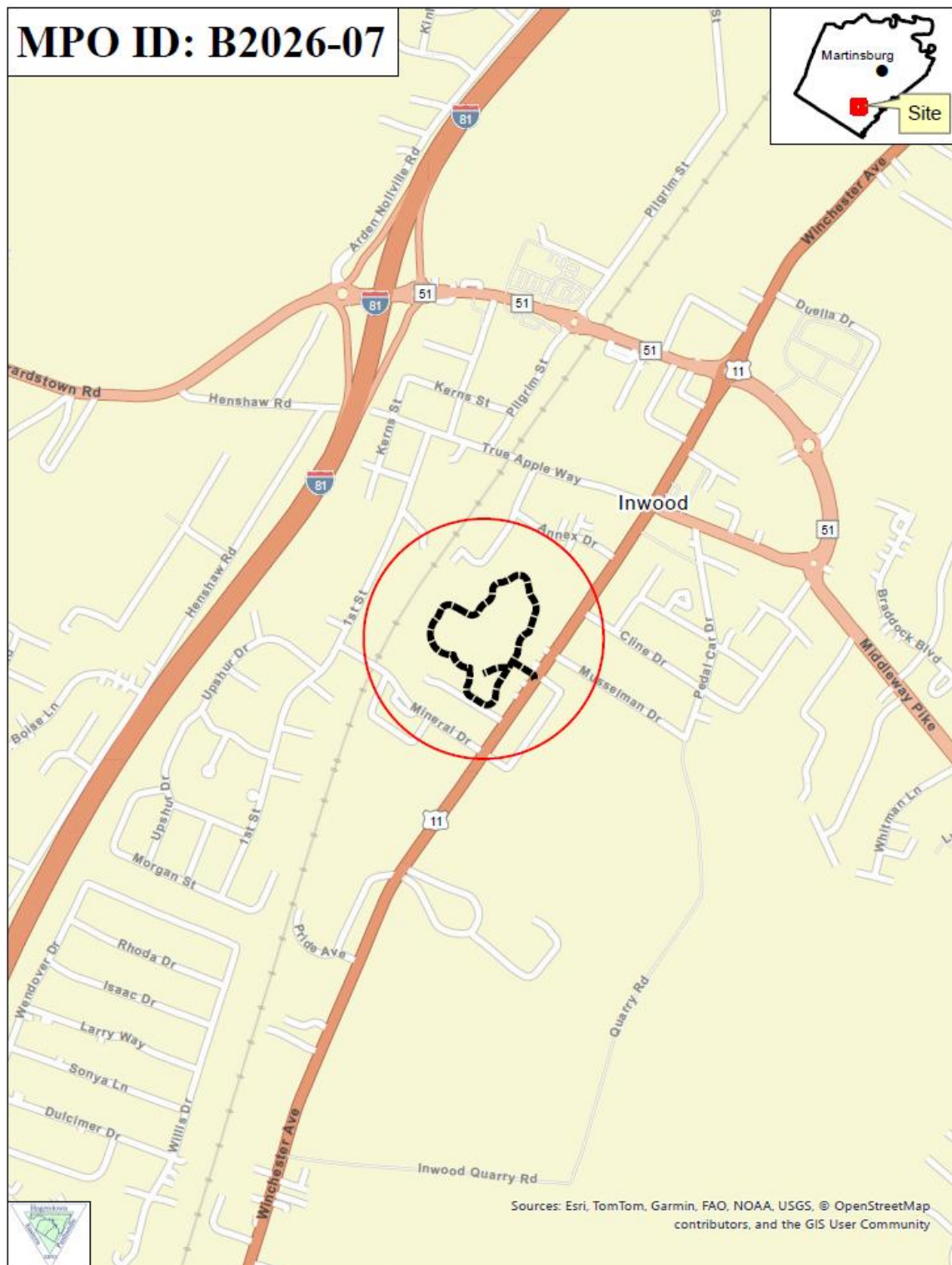
NEW PROJECT

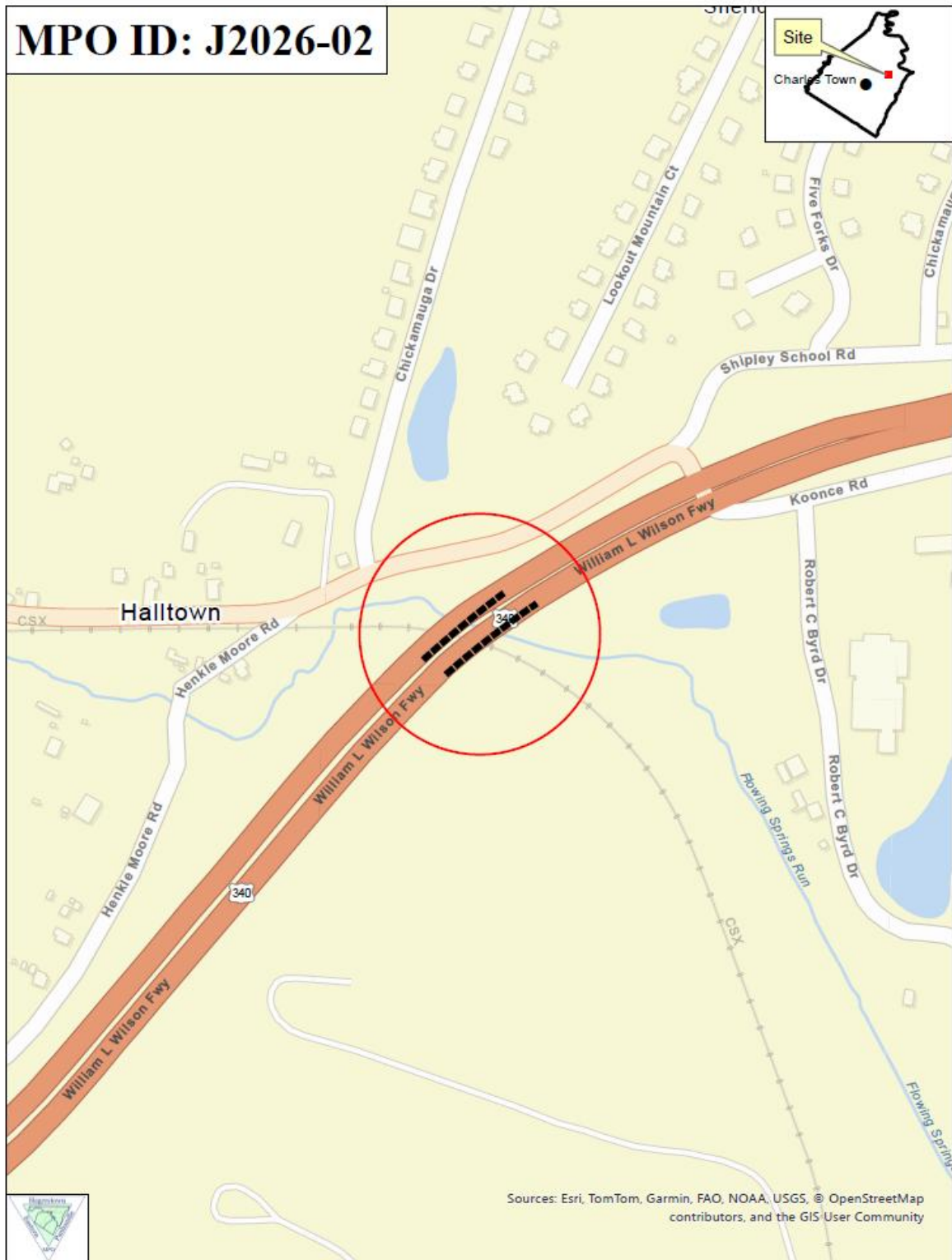
Project Name, TIP ID: Sam Michael's Park Rec Trail Improvement, J2026-04
Description: Trails
Requesting Agencies: WVDOT
County, State: Jefferson, West Virginia
Project Data: ENG- FY2026: \$50,000 (\$40,000 Federal; \$10,000 Local). CON- FY2027: \$200,000 (\$160,000 Federal; \$40,000 Local).
Action: *Adjustment – No Formal Action Required.*

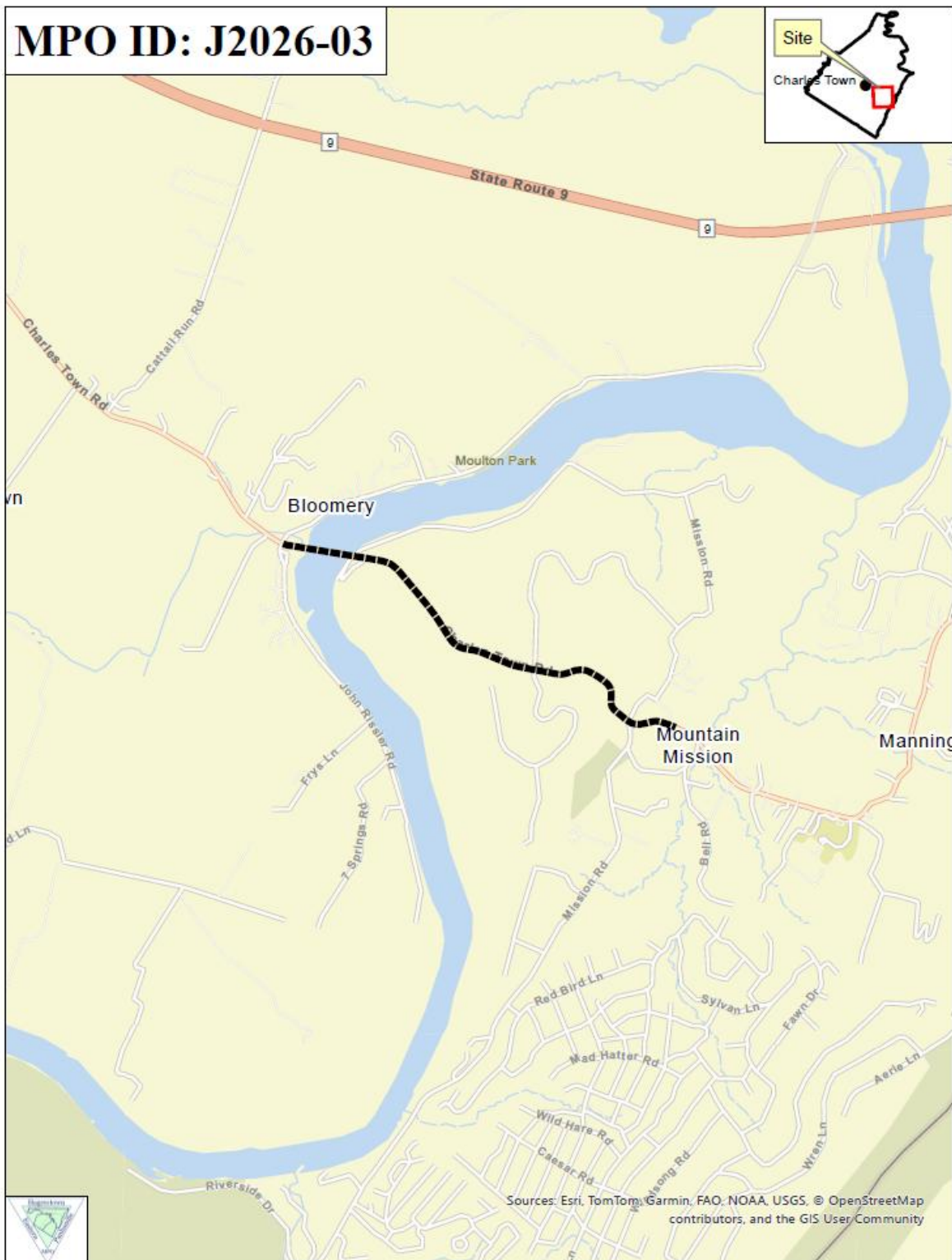




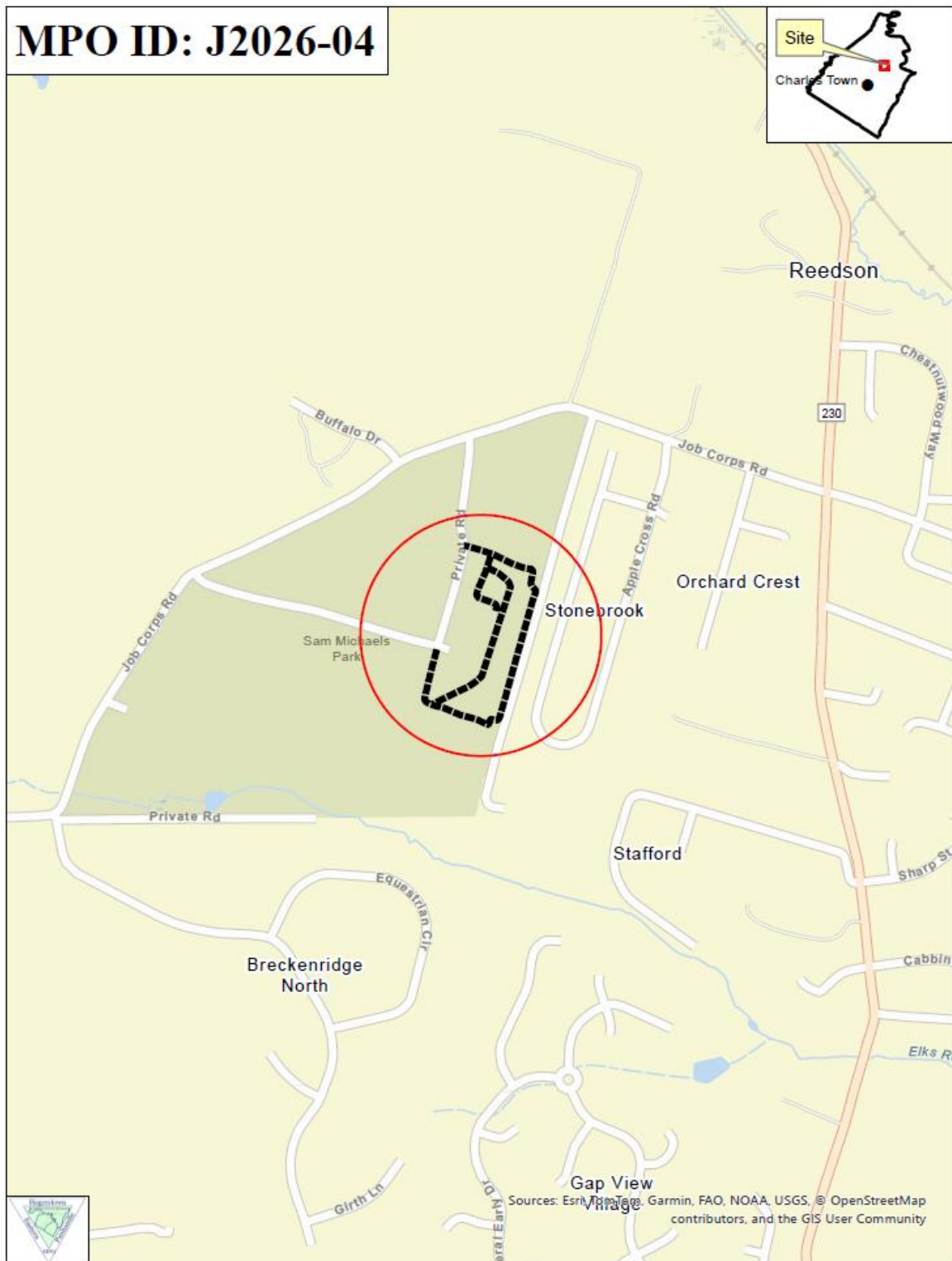








MPO ID: J2026-04



B2025-01 - Roadway Striping (D5)

Install pavement markings.

StateID:	S385 STRIP 21-26 00
Lead Agency:	WV DOT
County:	Berkeley-Jefferson Regional
State:	West Virginia
Project Type:	Other
Performance Measures:	PM2 - Pavement and Bridge
Functional Classification:	NA
Groupable:	True

Phase	Fund Source	Prior	FY2025	FY2026	FY2027	FY2028	Future	Total
CON	HSIP	\$1,976,700	\$0	\$3,427,575 \$0	\$0	\$0	\$0	\$5,404,275 \$1,976,700
CON	STATE_WV	\$2,555,984	\$844,500	\$380,842 \$580,987	\$580,987	\$580,987	\$0	\$4,943,300 \$5,143,445
CON	STBG	\$4,139,225	\$0	\$0	\$0	\$0	\$0	\$4,139,225
CON	STBG <5K POP	\$818,964	\$0	\$0	\$0	\$0	\$0	\$818,964
CON	STBG-FLEX	\$3,168,484	\$1,970,500	\$0 \$739,437	\$739,437	\$739,437	\$0	\$6,617,858 \$7,357,295
Total CON		\$12,659,357	\$2,815,000	\$3,808,417 \$1,320,424	\$1,320,424	\$1,320,424	\$0	\$21,923,622 \$19,435,629
Total Prior Costs		\$12,659,357	\$0	\$0	\$0	\$0	\$0	\$12,659,357
Total Programmed		\$12,659,357	\$2,815,000	\$3,808,417 \$1,320,424	\$1,320,424	\$1,320,424	\$0	\$21,923,622 \$19,435,629

B2025-02 - D-5 Recall Striping

Pavement marking (paint)

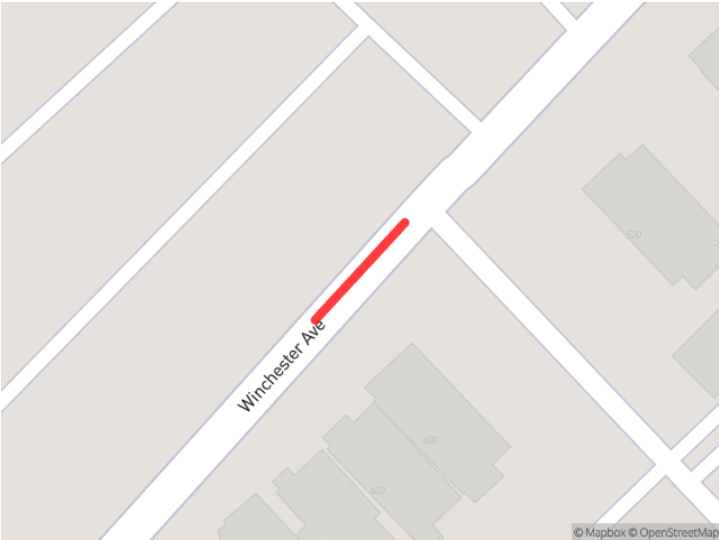
StateID:	S385 RECAL 21 00
Lead Agency:	WV DOT
County:	Berkeley-Jefferson Regional
State:	West Virginia
Project Type:	Other
Performance Measures:	PM1 - Safety
Functional Classification:	NA
Groupable:	True

Phase	Fund Source	Prior	FY2025	FY2026	FY2027	FY2028	Future	Total
CON	HSIP	\$200,000	\$0	\$0	\$0	\$0	\$0	\$200,000
CON	STATE_WV	\$476,470	\$147,522	\$103,703 \$69,400	\$84,391	\$80,373	\$0	\$892,459 \$858,156
CON	STBG-FLEX	\$469,902	\$344,216	\$414,810 \$162,000	\$196,912	\$187,535	\$0	\$1,613,375 \$1,360,565
CON	STP	\$441,862	\$0	\$0	\$0	\$0	\$0	\$441,862
Total CON		\$1,588,234	\$491,738	\$518,513 \$231,400	\$281,303	\$267,908	\$0	\$2,860,583 \$2,860,583
Total Prior Costs		\$1,588,234	\$0	\$0	\$0	\$0	\$0	\$1,588,234
Total Programmed		\$1,588,234	\$491,738	\$518,513 \$231,400	\$281,303	\$267,908	\$0	\$3,147,696 \$2,860,583

B2025-04 - Winchester Ave RRFB

Rectangular Rapid Flashing Beacon Installation

StateID:	U302- 011 12.52 00
Lead Agency:	WV DOT
County:	Berkeley County
State:	West Virginia
Project Type:	Active Transportation
Performance Measures:	PM1 - Safety
Functional Classification:	Minor Arterial
Groupable:	False

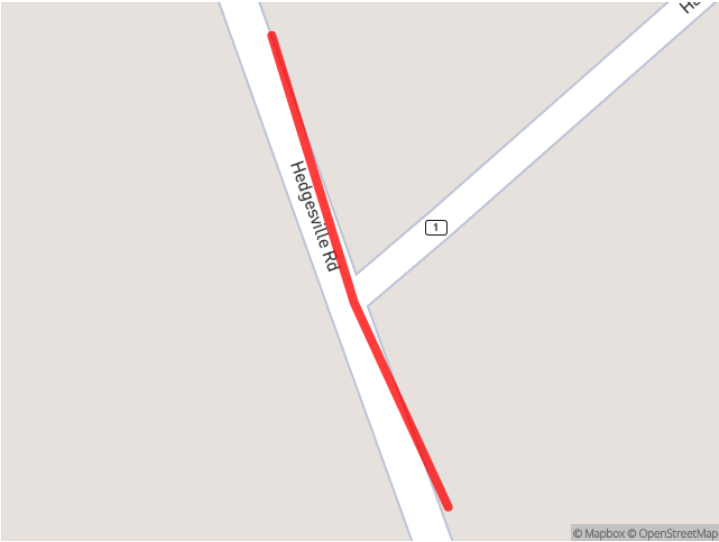


Phase	Fund Source	Prior	FY2025	FY2026	FY2027	FY2028	Future	Total
CON	CRP 50-200K POP	\$0	\$50,000	\$50,000 \$0	\$0	\$0	\$0	\$50,000
Total CON		\$0	\$50,000	\$50,000 \$0	\$0	\$0	\$0	\$50,000
Total Programmed		\$0	\$50,000	\$50,000 \$0	\$0	\$0	\$0	\$50,000

B2025-07 - WV 9 CO 1 Roundabout +1

roundabout construction

StateID:	U302- 009/30 0 00
Lead Agency:	WV DOT
County:	Berkeley County
State:	West Virginia
Project Type:	Congestion
Performance Measures:	PM3 - System Performance, Freight, Congestion, and Air Quality
Functional Classification:	Principal Arterial
Groupable:	False

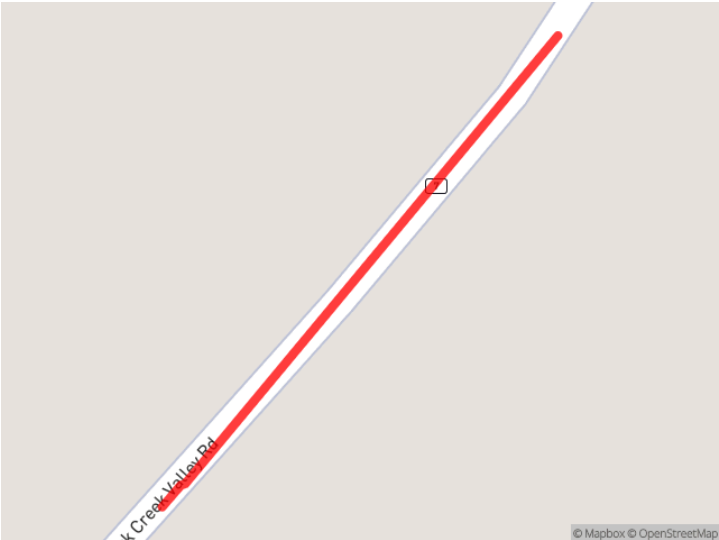


Phase	Fund Source	Prior	FY2025	FY2026	FY2027	FY2028	Future	Total
ENG	EMRK	\$0	\$1,200,000	\$0	\$0	\$0	\$0	\$1,200,000
Total ENG		\$0	\$1,200,000	\$0	\$0	\$0	\$0	\$1,200,000
ROW	CRP-FLEX	\$0	\$0	\$2,200,000	\$0	\$0	\$0	\$2,200,000
Total ROW		\$0	\$0	\$2,200,000	\$0	\$0	\$0	\$2,200,000
CON	CMAQ	\$0	\$0	\$0	\$0	\$9,600,000 \$7,500,000	\$0	\$9,600,000 \$7,500,000
CON	STATE_WV	\$0	\$0	\$0	\$0	\$2,400,000	\$0	\$2,400,000
Total CON		\$0	\$0	\$0	\$0	\$12,000,000 \$7,500,000	\$0	\$12,000,000 \$7,500,000
Total Programmed		\$0	\$1,200,000	\$2,200,000	\$0	\$12,000,000 \$7,500,000	\$0	\$15,400,000 \$10,900,000

B2025-08 - Norman & Carrie G Silver Memorial Bridge

Bridge Rehab

StateID:	S302- 007 5.90 00
Lead Agency:	WV DOT
County:	Berkeley County
State:	West Virginia
Project Type:	Bridge
Performance Measures:	PM2 - Pavement and Bridge
Functional Classification:	Major Collector
Groupable:	True

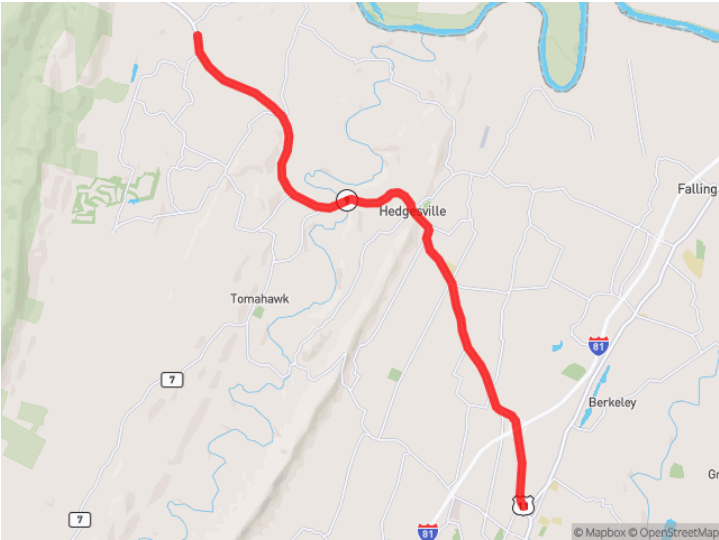


Phase	Fund Source	Prior	FY2025	FY2026	FY2027	FY2028	Future	Total
ENG	STATE_WV	\$0	\$18,000	\$0	\$0	\$0	\$0	\$18,000
ENG	STBG <5K POP	\$0	\$72,000	\$0	\$0	\$0	\$0	\$72,000
Total ENG		\$0	\$90,000	\$0	\$0	\$0	\$0	\$90,000
CON	STATE_WV	\$0	\$0	\$183,000	\$183,000	\$0	\$0	\$183,000
CON	STBG <5K POP	\$0	\$0	\$732,000	\$732,000	\$0	\$0	\$732,000
Total CON		\$0	\$0	\$915,000	\$915,000	\$0	\$0	\$915,000
Total Programmed		\$0	\$90,000	\$915,000	\$915,000	\$0	\$0	\$1,005,000

B2025-09 - 2025 D5 RDWY DEPART

Signing

StateID:	S302- 009 0 00
Lead Agency:	WV DOT
County:	Berkeley-Jefferson Regional
State:	West Virginia
Project Type:	Safety
Performance Measures:	PM1 - Safety
Functional Classification:	-
Groupable:	True

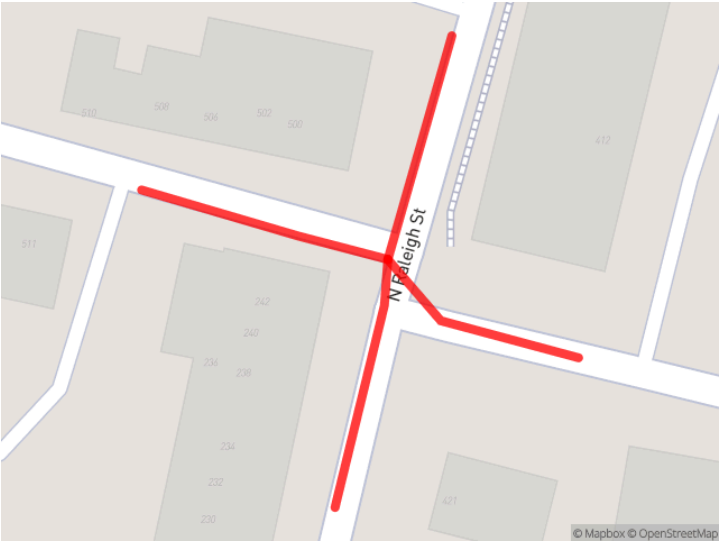


Phase	Fund Source	Prior	FY2025	FY2026	FY2027	FY2028	Future	Total
CON	HSIP	\$0	\$0 \$119,535	\$119,535 \$0	\$0	\$0	\$0	\$119,535
CON	STATE_WV	\$0	\$0 \$13,282	\$13,282 \$0	\$0	\$0	\$0	\$13,282
Total CON		\$0	\$0 \$132,817	\$132,817 \$0	\$0	\$0	\$0	\$132,817
Total Programmed		\$0	\$0 \$132,817	\$132,817 \$0	\$0	\$0	\$0	\$132,817

B2026-01 - Race & Raleigh Intersection MPO Improvement Project

Intersection Improvement

StateID:	U602- 009/56 0 00
Lead Agency:	WV DOT
County:	Berkeley County
State:	West Virginia
Project Type:	Roadway
Performance Measures:	PM1 - Safety
Functional Classification:	Minor Arterial
Groupable:	False



Phase	Fund Source	Prior	FY2025	FY2026	FY2027	FY2028	Future	Total
ENG	CRP 50-200K POP	\$0	\$0	\$350,000	\$0	\$0	\$0	\$350,000
Total ENG		\$0	\$0	\$350,000	\$0	\$0	\$0	\$350,000
CON	CRP 50-200K POP	\$0	\$1,300,000	\$0	\$1,300,000	\$0	\$0	\$1,300,000
Total CON		\$0	\$1,300,000	\$0	\$1,300,000	\$0	\$0	\$1,300,000
Total Programmed		\$0	\$1,300,000	\$350,000	\$1,300,000	\$0	\$0	\$1,650,000

B2026-04 - I-81 Marlowe Overpass Overlay +2

Bridge Overlays

StateID:	S302- 081 23.25 00
Lead Agency:	WV DOT
County:	Berkeley County
State:	West Virginia
Project Type:	Bridge
Performance Measures:	PM2 - Pavement and Bridge
Functional Classification:	-
Groupable:	True

Phase	Fund Source	Prior	FY2025	FY2026	FY2027	FY2028	Future	Total
ENG	NHPP	\$0	\$0	\$12,000	\$0	\$0	\$0	\$12,000
ENG	STATE_WV	\$0	\$0	\$3,000	\$0	\$0	\$0	\$3,000
Total ENG		\$0	\$0	\$15,000	\$0	\$0	\$0	\$15,000
CON	NHPP	\$0	\$0	\$476,000	\$0	\$0	\$0	\$476,000
CON	STATE_WV	\$0	\$0	\$119,000	\$0	\$0	\$0	\$119,000
Total CON		\$0	\$0	\$595,000	\$0	\$0	\$0	\$595,000
Total Programmed		\$0	\$0	\$610,000	\$0	\$0	\$0	\$610,000

B2026-05 - Raleigh St - Berkeley Station

Resurfacing

StateID:	S302- 011 14.81 00
Lead Agency:	WV DOT
County:	Berkeley County
State:	West Virginia
Project Type:	Roadway
Performance Measures:	PM2 - Pavement and Bridge
Functional Classification:	-
Groupable:	True

Phase	Fund Source	Prior	FY2025	FY2026	FY2027	FY2028	Future	Total
ENG	STATE_WV	\$0	\$0	\$1,000	\$0	\$0	\$0	\$1,000
ENG	STBG 50-200K	\$0	\$0	\$4,000	\$0	\$0	\$0	\$4,000
Total ENG		\$0	\$0	\$5,000	\$0	\$0	\$0	\$5,000
CON	STATE_WV	\$0	\$0	\$260,000	\$0	\$0	\$0	\$260,000
CON	STBG 50-200K	\$0	\$0	\$1,040,000	\$0	\$0	\$0	\$1,040,000
Total CON		\$0	\$0	\$1,300,000	\$0	\$0	\$0	\$1,300,000
Total Programmed		\$0	\$0	\$1,305,000	\$0	\$0	\$0	\$1,305,000

B2026-06 - I-81 Welcome Center

Welcome Center

StateID:	S302- 081/03 0.08 00
Lead Agency:	WV DOT
County:	Berkeley County
State:	West Virginia
Project Type:	Other
Performance Measures:	PM3
Functional Classification:	-
Groupable:	False

Phase	Fund Source	Prior	FY2025	FY2026	FY2027	FY2028	Future	Total
ROW	NHPP	\$0	\$0	\$0	\$960,000	\$0	\$0	\$960,000
ROW	STATE_WV	\$0	\$0	\$0	\$240,000	\$0	\$0	\$240,000
Total ROW		\$0	\$0	\$0	\$1,200,000	\$0	\$0	\$1,200,000
Total Programmed		\$0	\$0	\$0	\$1,200,000	\$0	\$0	\$1,200,000

B2026-07 - South Berkeley Inwood Park Ped Upgrade

Construct Sidewalk

StateID:	U302-SO/BERK-1.00
Lead Agency:	WV DOT
County:	Berkeley County
State:	West Virginia
Project Type:	Active Transportation
Performance Measures:	PM3 - System Performance, Freight, Congestion, and Air Quality
Functional Classification:	-
Groupable:	True

Phase	Fund Source	Prior	FY2025	FY2026	FY2027	FY2028	Future	Total
CON	LOCAL	\$0	\$0	\$0	\$163,312	\$0	\$0	\$163,312
CON	TAP	\$0	\$0	\$0	\$653,246	\$0	\$0	\$653,246
Total CON		\$0	\$0	\$0	\$816,558	\$0	\$0	\$816,558
Total Programmed		\$0	\$0	\$0	\$816,558	\$0	\$0	\$816,558

J2014-05 - Shepherdstown Bike Path

Development and construction of a multi-use path adjacent to Shepherdstown Pike

StateID:	U319-SHEPH-8.00
Lead Agency:	WV DOT
County:	Jefferson County
State:	West Virginia
Project Type:	Active Transportation
Performance Measures:	PM3 - System Performance, Freight, Congestion, and Air Quality
Functional Classification:	Principal Arterial
Groupable:	True

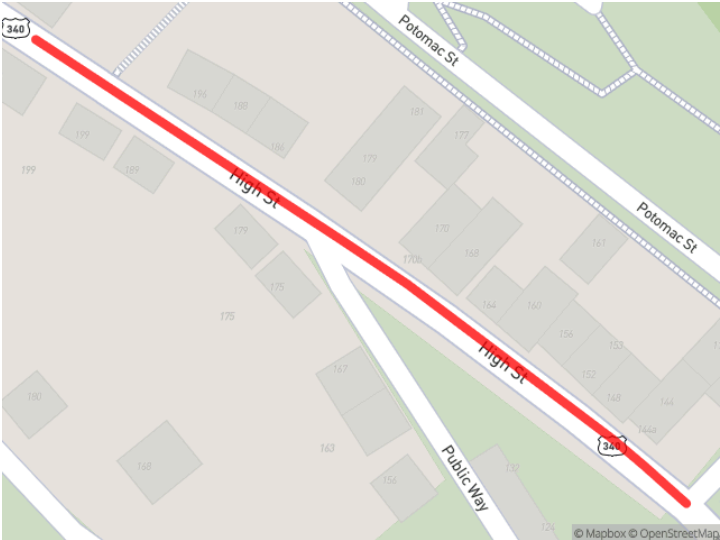


Phase	Fund Source	Prior	FY2025	FY2026	FY2027	FY2028	Future	Total
CON	CDS	\$0	\$0 \$543,000	\$543,000 \$0	\$0	\$0	\$0	\$543,000
CON	LOCAL	\$0	\$0 \$265,100	\$265,100 \$0	\$0	\$0	\$0	\$265,100
CON	NRT	\$0	\$0 \$850,400	\$850,400 \$0	\$0	\$0	\$0	\$850,400
CON	TAP	\$0	\$0 \$416,600	\$416,600 \$0	\$0	\$0	\$0	\$416,600
Total CON		\$0	\$0 \$2,075,100	\$2,075,100 \$0	\$0	\$0	\$0	\$2,075,100
Total Programmed		\$0	\$0 \$2,075,100	\$2,075,100 \$0	\$0	\$0	\$0	\$2,075,100

J2017-03 - Harpers Ferry High St

Design and Construct Sidewalks

StateID:	U319-HARPE-2
Lead Agency:	WV DOT
County:	Jefferson County
State:	West Virginia
Project Type:	Active Transportation
Performance Measures:	PM3 - System Performance, Freight, Congestion, and Air Quality
Functional Classification:	Local
Groupable:	True

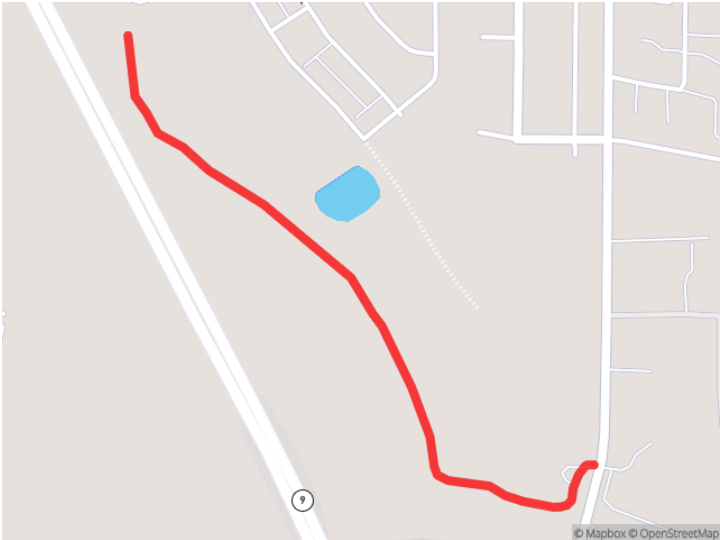


Phase	Fund Source	Prior	FY2025	FY2026	FY2027	FY2028	Future	Total
ENG	TAP	\$41,458	\$0	\$0	\$0	\$0	\$0	\$41,458
Total ENG		\$41,458	\$0	\$0	\$0	\$0	\$0	\$41,458
CON	LOCAL	\$0	\$0	\$80,000	\$80,000	\$0	\$0	\$80,000
CON	TAP	\$0	\$0	\$320,000	\$320,000	\$0	\$0	\$320,000
Total CON		\$0	\$0	\$400,000	\$400,000	\$0	\$0	\$400,000
Total Prior Costs		\$41,458	\$0	\$0	\$0	\$0	\$0	\$41,458
Total Programmed		\$41,458	\$0	\$400,000	\$400,000	\$0	\$0	\$441,458

J2019-05.04 - Flowing Springs Park Trail

Milling and overlaying and sidewalk improvements

StateID:	U319-FLOSP-1
Lead Agency:	WV DOT
County:	Jefferson County
State:	West Virginia
Project Type:	Active Transportation
Performance Measures:	PM3 - System Performance, Freight, Congestion, and Air Quality
Functional Classification:	NA
Groupable:	True

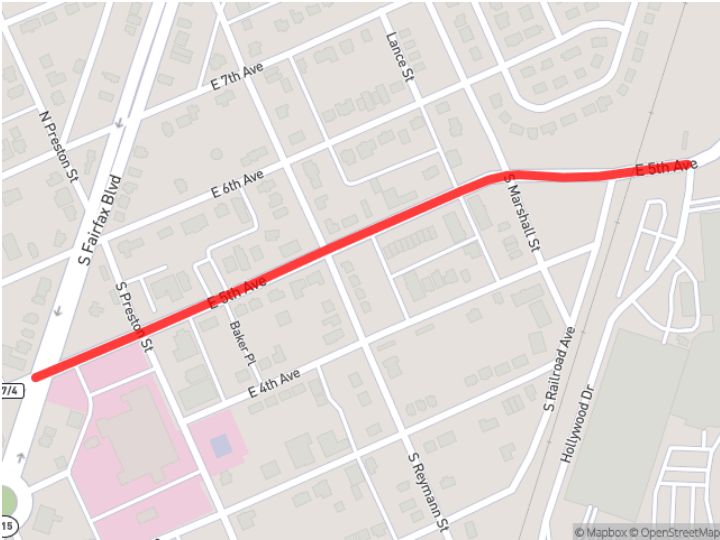


Phase	Fund Source	Prior	FY2025	FY2026	FY2027	FY2028	Future	Total
ENG	LOCAL	\$16,000	\$0	\$0	\$0	\$0	\$0	\$16,000
ENG	NRT	\$64,000	\$0	\$0	\$0	\$0	\$0	\$64,000
Total ENG		\$80,000	\$0	\$0	\$0	\$0	\$0	\$80,000
CON	FLAP	\$251,443 ^{\$0}	\$0	\$251,443 ^{\$0}	\$0	\$0	\$0	\$251,443
Total CON		\$251,443 ^{\$0}	\$0	\$251,443 ^{\$0}	\$0	\$0	\$0	\$251,443
Total Prior Costs		\$80,000 ^{\$331,443}	\$0	\$0	\$0	\$0	\$0	\$80,000 ^{\$331,443}
Total Programmed		\$331,443 ^{\$80,000}	\$0	\$251,443 ^{\$0}	\$0	\$0	\$0	\$331,443

J2023-03 - Fifth Avenue Streetscape

Construct new sidewalk and install lighting

StateID:	TAP2022045D
Lead Agency:	WV DOT
County:	Jefferson County
State:	West Virginia
Project Type:	Active Transportation
Performance Measures:	PM3 - System Performance, Freight, Congestion, and Air Quality
Functional Classification:	Local
Groupable:	True



Phase	Fund Source	Prior	FY2025	FY2026	FY2027	FY2028	Future	Total
ENG	LOCAL	\$12,187	\$0	\$0	\$0	\$0	\$0	\$12,187
ENG	TAP	\$48,748	\$0	\$0	\$0	\$0	\$0	\$48,748
Total ENG		\$60,935	\$0	\$0	\$0	\$0	\$0	\$60,935
CON	LOCAL	\$0	\$576,817	\$576,817	\$0	\$0	\$0	\$576,817
CON	TAP	\$0	\$2,307,268	\$2,307,268	\$0	\$0	\$0	\$2,307,268
Total CON		\$0	\$2,884,085	\$2,884,085	\$0	\$0	\$0	\$2,884,085
Total Prior Costs		\$60,935	\$0	\$0	\$0	\$0	\$0	\$60,935
Total Programmed		\$60,935	\$2,884,085	\$2,884,085	\$0	\$0	\$0	\$2,945,020

J2025-01 - Congress/Lawrence I/S

Design/build ADA ramps

StateID:	U319- CNLAW 24 00
Lead Agency:	WV DOT
County:	Jefferson County
State:	-
Project Type:	Active Transportation
Performance Measures:	PM1 - Safety
Functional Classification:	Local
Groupable:	False

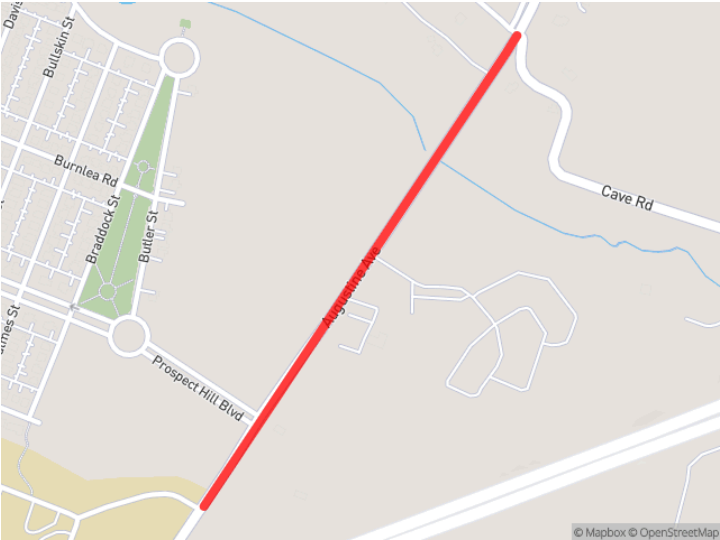


Phase	Fund Source	Prior	FY2025	FY2026	FY2027	FY2028	Future	Total
CON	CRP 5k-49,999	\$0	\$0 \$219,027	\$219,027 \$0	\$0	\$0	\$0	\$219,027
CON	LOCAL	\$0	\$0 \$54,757	\$54,757 \$0	\$0	\$0	\$0	\$54,757
Total CON		\$0	\$0 \$273,784	\$273,784 \$0	\$0	\$0	\$0	\$273,784
Total Programmed		\$0	\$0 \$273,784	\$273,784 \$0	\$0	\$0	\$0	\$273,784

J2025-02 - Charles Town Augustine Ave Ph II

Design plan for bike/pedestrian path

StateID:	U319- CHARL 4 00
Lead Agency:	WV DOT
County:	Jefferson County
State:	West Virginia
Project Type:	Active Transportation
Performance Measures:	PM3 - System Performance, Freight, Congestion, and Air Quality
Functional Classification:	Minor Arterial
Groupable:	True



Phase	Fund Source	Prior	FY2025	FY2026	FY2027	FY2028	Future	Total
CON	EMRK	\$0	\$1,400,000 ^{\$0}	\$1,400,000 ^{\$0}	\$0	\$0	\$0	\$1,400,000
CON	LOCAL	\$0	\$70,000 ^{\$0}	\$70,000 ^{\$0}	\$0	\$0	\$0	\$70,000
CON	TAP	\$0	\$280,000 ^{\$0}	\$280,000 ^{\$0}	\$0	\$0	\$0	\$280,000
Total CON		\$0	\$1,750,000 ^{\$0}	\$1,750,000 ^{\$0}	\$0	\$0	\$0	\$1,750,000
Total Programmed		\$0	\$1,750,000 ^{\$0}	\$0 ^{\$0}	\$0	\$0	\$0	\$1,750,000

J2025-05 - Blair Road Realignment

Hazard Elimination

StateID:	U319 023 0 00
Lead Agency:	WV DOT
County:	Jefferson County
State:	West Virginia
Project Type:	Safety
Performance Measures:	PM1 - Safety
Functional Classification:	Local
Groupable:	True



Phase	Fund Source	Prior	FY2025	FY2026	FY2027	FY2028	Future	Total
ENG	RHCH	\$0	\$300,000	\$0	\$0	\$0	\$0	\$300,000
Total ENG		\$0	\$300,000	\$0	\$0	\$0	\$0	\$300,000
ROW	RHCH	\$0	\$0	\$280,000 ^{\$0}	\$280,000 ^{\$0}	\$0	\$0	\$280,000
ROW	STATE_WV	\$0	\$0	\$70,000 ^{\$0}	\$70,000 ^{\$0}	\$0	\$0	\$70,000
Total ROW		\$0	\$0	\$350,000 ^{\$0}	\$350,000 ^{\$0}	\$0	\$0	\$350,000
CON	RHCH	\$0	\$0	\$1,760,000 ^{\$0}	\$1,760,000 ^{\$0}	\$0	\$0	\$1,760,000
CON	STATE_WV	\$0	\$0	\$440,000 ^{\$0}	\$440,000 ^{\$0}	\$0	\$0	\$440,000
Total CON		\$0	\$0	\$2,200,000 ^{\$0}	\$2,200,000 ^{\$0}	\$0	\$0	\$2,200,000
Total Programmed		\$0	\$300,000	\$2,550,000 ^{\$0}	\$2,550,000 ^{\$0}	\$0	\$0	\$2,850,000

Leetown Rd Roundabout

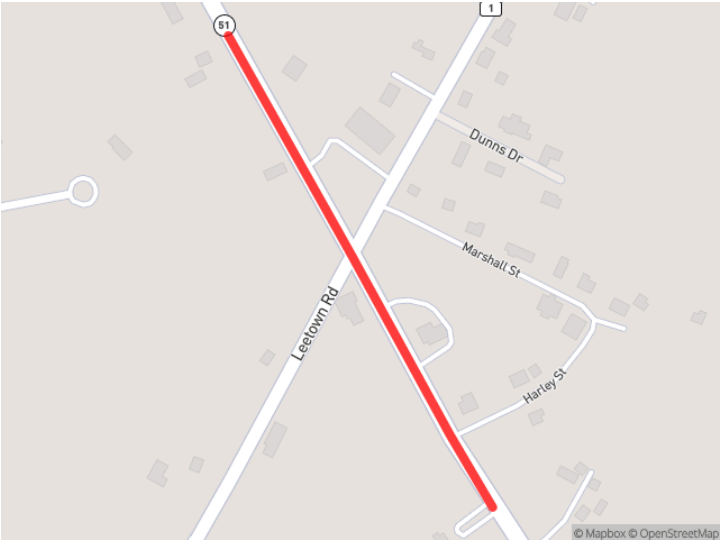
AMENDMENT

J2025-06 - Leetown Rd Intersection Improvement

Construct Roundabout

Construct New Lane and Add Signal

StateID:	S319- 051 0.64 00
Lead Agency:	WV DOT
County:	Jefferson County
State:	West Virginia
Project Type:	Congestion
Performance Measures:	PM3 - System Performance, Freight, Congestion, and Air Quality
Functional Classification:	Major Collector
Groupable:	False



Phase	Fund Source	Prior	FY2025	FY2026	FY2027	FY2028	Future	Total
ROW	CMAQ	\$0	\$0	\$12,000	\$0	\$0	\$0	\$12,000
ROW	STATE_WV	\$0	\$0	\$3,000	\$0	\$0	\$0	\$3,000
Total ROW		\$0	\$0	\$15,000	\$0	\$0	\$0	\$15,000
CON	CMAQ	\$0	\$0	\$1,136,000	\$0	\$1,820,000	\$0	\$1,136,000
CON	STATE_WV	\$0	\$0	\$284,000	\$0	\$0	\$0	\$284,000
Total CON		\$0	\$0	\$1,420,000	\$0	\$1,820,000	\$0	\$1,420,000
Total Programmed		\$0	\$0	\$1,435,000	\$0	\$1,820,000	\$0	\$1,435,000

J2026-02 - Boxville Overpass NB & SB

Bridge Replacement

StateID:	S319- 340 11.84 00
Lead Agency:	WV DOT
County:	Je erson County
State:	West Virginia
Project Type:	Bridge
Performance Measures:	PM2 - Pavement and Bridge
Functional Classi cation:	-
Groupable:	True

Phase	Fund Source	Prior	FY2025	FY2026	FY2027	FY2028	Future	Total
ENG	NHPP	\$0	\$0	\$1,360,000	\$0	\$0	\$0	\$1,360,000
ENG	STATE_WV	\$0	\$0	\$340,000	\$0	\$0	\$0	\$340,000
Total ENG		\$0	\$0	\$1,700,000	\$0	\$0	\$0	\$1,700,000
ROW	NHPP	\$0	\$0	\$200,000	\$0	\$0	\$0	\$200,000
ROW	STATE_WV	\$0	\$0	\$50,000	\$0	\$0	\$0	\$50,000
Total ROW		\$0	\$0	\$250,000	\$0	\$0	\$0	\$250,000
CON	NHPP	\$0	\$0	\$0	\$0	\$9,000,000	\$0	\$9,000,000
CON	STATE_WV	\$0	\$0	\$0	\$0	\$2,250,000	\$0	\$2,250,000
Total CON		\$0	\$0	\$0	\$0	\$11,250,000	\$0	\$11,250,000
Total Programmed		\$0	\$0	\$1,950,000	\$0	\$11,250,000	\$0	\$13,200,000

NEW PROJECT

J2026-03 - Mount Mission - Bloomery

Resurfacing

StateID:	S319- 115 2.54 00
Lead Agency:	WV DOT
County:	Jefferson County
State:	West Virginia
Project Type:	Roadway
Performance Measures:	PM2 - Pavement and Bridge
Functional Classification:	-
Groupable:	True

Phase	Fund Source	Prior	FY2025	FY2026	FY2027	FY2028	Future	Total
ENG	STATE_WV	\$0	\$0	\$1,000	\$0	\$0	\$0	\$1,000
ENG	STBG <5K POP	\$0	\$0	\$4,000	\$0	\$0	\$0	\$4,000
Total ENG		\$0	\$0	\$5,000	\$0	\$0	\$0	\$5,000
CON	STATE_WV	\$0	\$0	\$300,000	\$0	\$0	\$0	\$300,000
CON	STBG <5K POP	\$0	\$0	\$1,200,000	\$0	\$0	\$0	\$1,200,000
Total CON		\$0	\$0	\$1,500,000	\$0	\$0	\$0	\$1,500,000
Total Programmed		\$0	\$0	\$1,505,000	\$0	\$0	\$0	\$1,505,000

J2026-04 - Sam Michael's Park Rec Trail Improvement

Trails

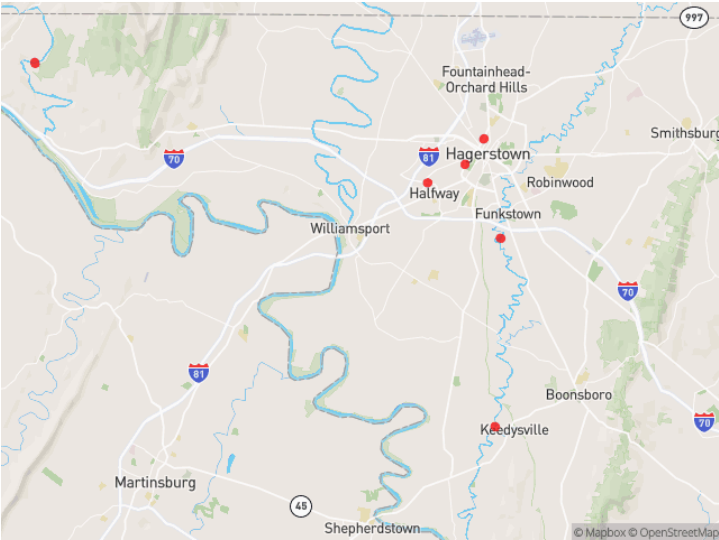
StateID:	U319-SAM/PRK-1.00
Lead Agency:	WV DOT
County:	Jefferson County
State:	West Virginia
Project Type:	Active Transportation
Performance Measures:	PM3 - System Performance, Freight, Congestion, and Air Quality
Functional Classification:	-
Groupable:	True

Phase	Fund Source	Prior	FY2025	FY2026	FY2027	FY2028	Future	Total
ENG	LOCAL	\$0	\$0	\$10,000	\$0	\$0	\$0	\$10,000
ENG	NRT	\$0	\$0	\$40,000	\$0	\$0	\$0	\$40,000
Total ENG		\$0	\$0	\$50,000	\$0	\$0	\$0	\$50,000
CON	LOCAL	\$0	\$0	\$0	\$40,000	\$0	\$0	\$40,000
CON	NRT	\$0	\$0	\$0	\$160,000	\$0	\$0	\$160,000
Total CON		\$0	\$0	\$0	\$200,000	\$0	\$0	\$200,000
Total Programmed		\$0	\$0	\$0	\$250,000	\$0	\$0	\$250,000

W2019-07 - Local Federal Aid Projects

Local Federal Aid Projects in Washington County and the City of Hagerstown (see Table on Page 8 of the TIP for more detail).

StateID:	n/a
Lead Agency:	Washington County
County:	Washington County
State:	Maryland
Project Type:	Roadway
Performance Measures:	-
Functional Classification:	NA
Groupable:	True

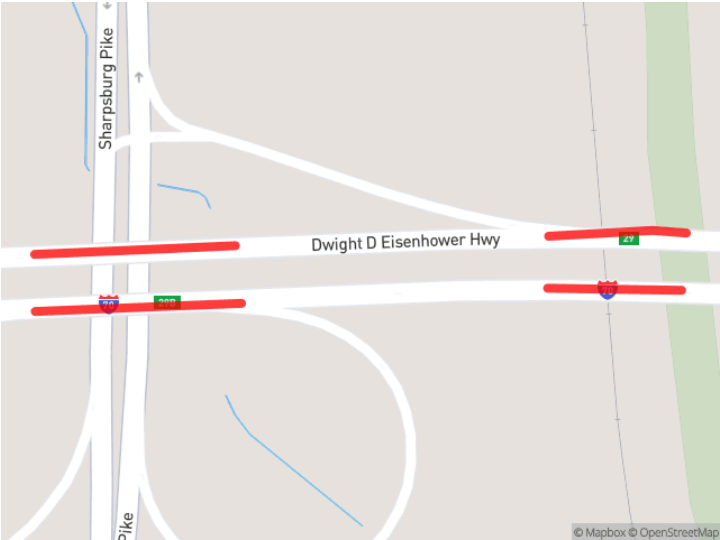


Phase	Fund Source	Prior	FY2025	FY2026	FY2027	FY2028	Future	Total
CON	FA	\$6,951,400	\$0	\$12,544,520	\$800,000	\$0	\$0	\$20,295,920
CON	LOCAL_WashCo	\$2,136,000	\$0	\$3,245,680	\$200,000	\$0	\$0	\$5,581,680
Total CON		\$9,087,400	\$0	\$15,790,200	\$1,000,000	\$0	\$0	\$25,877,600
PE	FA	\$4,124,000	\$0	\$200,000	\$0	\$0	\$0	\$4,324,000
PE	LOCAL_WashCo	\$1,056,000	\$50,000	\$50,000	\$50,000 \$0	\$0	\$0	\$1,206,000 \$1,156,000
Total PE		\$5,180,000	\$50,000	\$250,000	\$0	\$0	\$0	\$5,530,000 \$5,480,000
-	FA	\$0	\$0	\$0	\$0	\$0	\$0	\$0
Total Prior Costs		\$14,267,400	\$0	\$0	\$0	\$0	\$0	\$14,267,400
Total Programmed		\$14,267,400	\$50,000	\$16,040,200	\$1,050,000 \$1,000,000	\$0	\$0	\$31,407,600 \$31,357,600

W2019-09 - I-70 MD 65 and CSX Bridges Rehabilitation

Resurfacing

StateID:	WA2451
Lead Agency:	MD DOT
County:	Washington County
State:	Maryland
Project Type:	Bridge
Performance Measures:	-
Functional Classification:	Interstates
Groupable:	False

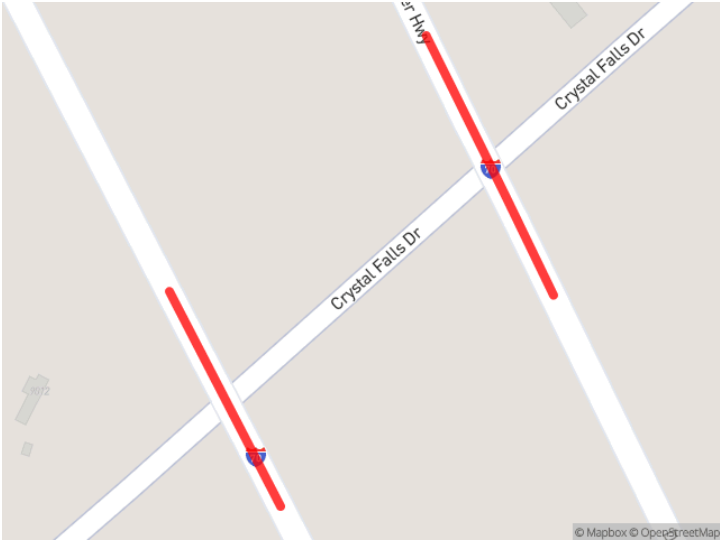


Phase	Fund Source	Prior	FY2025	FY2026	FY2027	FY2028	Future	Total
CON	NHPP	\$27,025,000	\$0	\$0	\$0	\$0	\$0	\$27,025,000
CON	STATE_MD_SHA	\$5,886,000	\$0	\$0	\$0	\$0	\$0	\$5,886,000
Total CON		\$32,911,000	\$0	\$0	\$0	\$0	\$0	\$32,911,000
PP	STATE_MD_SHA	\$2,011,000	\$0	\$0	\$0	\$0	\$0	\$2,011,000
Total PP		\$2,011,000	\$0	\$0	\$0	\$0	\$0	\$2,011,000
Total Prior Costs		\$34,922,000	\$0	\$0	\$0	\$0	\$0	\$34,922,000
Total Programmed		\$34,922,000	\$0	\$0	\$0	\$0	\$0	\$34,922,000

W2022-04 - I-70 Crystal Falls Drive Bridges Replacement

Replacement of bridges 211353 and 2113504 over Crystal Falls Drive

StateID:	WA4511
Lead Agency:	MD DOT
County:	Washington County
State:	Maryland
Project Type:	Bridge
Performance Measures:	PM2 - Pavement and Bridge
Functional Classification:	Interstates
Groupable:	False

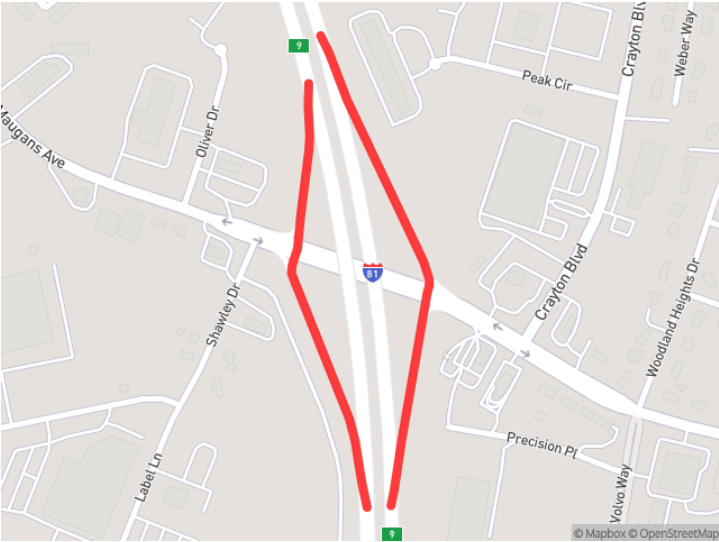


Phase	Fund Source	Prior	FY2025	FY2026	FY2027	FY2028	Future	Total
CON	NHPP	\$19,006,000	\$6,790,000	\$0	\$0	\$0	\$0	\$25,796,000
CON	STATE_MD_SHA	\$926,000	\$324,000	\$0	\$0	\$0	\$0	\$1,250,000
Total CON		\$19,932,000	\$7,114,000	\$0	\$0	\$0	\$0	\$27,046,000
PE	NHPP	\$711,000	\$0	\$0	\$0	\$0	\$0	\$711,000
PE	STATE_MD_SHA	\$1,107,000	\$0	\$0	\$0	\$0	\$0	\$1,107,000
Total PE		\$1,818,000	\$0	\$0	\$0	\$0	\$0	\$1,818,000
Total Prior Costs		\$21,750,000	\$0	\$0	\$0	\$0	\$0	\$21,750,000
Total Programmed		\$21,750,000	\$7,114,000	\$0	\$0	\$0	\$0	\$28,864,000

W2023-07 - I-81 Interchange Improvements at Maugans Avenue (I-81 Phase 4A)

Construction of I-81 interchange improvements at Maugans Avenue

StateID:	WA2221
Lead Agency:	MD DOT
County:	Washington County
State:	Maryland
Project Type:	Roadway
Performance Measures:	PM1 - Safety, PM3 - System Performance, Freight, Congestion, and Air Quality
Functional Classification:	Interstates
Groupable:	False



Phase	Fund Source	Prior	FY2025	FY2026	FY2027	FY2028	Future	Total
CON	NHPP	\$2,276,000	\$0	\$0	\$0	\$0	\$0	\$2,276,000
Total CON		\$2,276,000	\$0	\$0	\$0	\$0	\$0	\$2,276,000
PE	NHPP	\$295,000	\$0	\$0	\$0	\$0	\$0	\$295,000
PE	STATE_MD_SHA	\$527,000	\$0	\$0	\$0	\$0	\$0	\$527,000
Total PE		\$822,000	\$0	\$0	\$0	\$0	\$0	\$822,000
Total Prior Costs		\$3,098,000	\$0	\$0	\$0	\$0	\$0	\$3,098,000
Total Programmed		\$3,098,000	\$0	\$0	\$0	\$0	\$0	\$3,098,000

W2025-09 - National Electric Vehicle Infrastructure (NEVI)

Create network of electric vehicle chargers

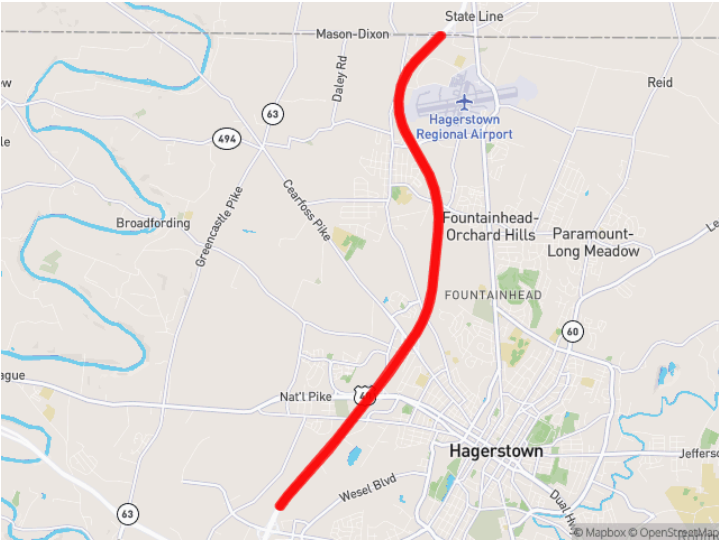
StateID:	WA3401
Lead Agency:	MD DOT
County:	Washington County
State:	Maryland
Project Type:	Other
Performance Measures:	-
Functional Classification:	-
Groupable:	False

Phase	Fund Source	Prior	FY2025	FY2026	FY2027	FY2028	Future	Total
ENG	NEVI	\$19,000	\$5,000 \$3,000	\$26,000	\$9,000 \$0	\$11,000 \$0	\$0	\$70,000 \$48,000
ENG	STATE_MD_SHA	\$1,000	\$0	\$1,000	\$0	\$0	\$0	\$2,000
ENG	STBG (TC)	\$3,000	\$0	\$7,000 \$5,000	\$1,000 \$0	\$1,000 \$0	\$0	\$12,000 \$8,000
Total ENG		\$23,000	\$5,000 \$3,000	\$34,000 \$32,000	\$10,000 \$0	\$12,000 \$0	\$0	\$84,000 \$58,000
CON	NEVI	\$0	\$375,000 \$366,000	\$412,000 \$260,000	\$369,000 \$355,000	\$253,000 \$205,000	\$0	\$1,409,000 \$1,186,000
CON	PRIVATE	\$0	\$93,000 \$92,000	\$103,000 \$65,000	\$92,000 \$89,000	\$63,000 \$51,000	\$0	\$351,000 \$297,000
Total CON		\$0	\$468,000 \$458,000	\$515,000 \$325,000	\$461,000 \$444,000	\$316,000 \$256,000	\$0	\$1,760,000 \$1,483,000
Total Prior Costs		\$23,000	\$0	\$0	\$0	\$0	\$0	\$23,000
Total Programmed		\$23,000	\$473,000 \$461,000	\$549,000 \$357,000	\$471,000 \$444,000	\$328,000 \$256,000	\$0	\$1,844,000 \$1,541,000

W2026-03 - I-81 Phase 3 Highway Reconstruction

Widening to six lanes and reconstructing 7.2 miles of I-81 from US 40 to PA State Line

StateID:	WA1281
Lead Agency:	MD DOT
County:	Washington County
State:	Maryland
Project Type:	Roadway
Performance Measures:	PM3 - System Performance, Freight, Congestion, and Air Quality
Functional Classification:	Interstates
Groupable:	-



Phase	Fund Source	Prior	FY2025	FY2026	FY2027	FY2028	Future	Total
PP	NHPP	\$2,118,000	\$0	\$0	\$0	\$0	\$0	\$2,118,000
PP	STATE_MD_SHA	\$1,412,000	\$0	\$0	\$0	\$0	\$0	\$1,412,000
Total PP		\$3,530,000	\$0	\$0	\$0	\$0	\$0	\$3,530,000
Total Prior Costs		\$3,530,000	\$0	\$0	\$0	\$0	\$0	\$3,530,000
Total Programmed		\$3,530,000	\$0	\$0	\$0	\$0	\$0	\$3,530,000

WVT2021-08 - Section 5339 - Buses and Bus Facilities Infrastructure Investment Program

Bus Facility Construction

StateID:	n/a
Lead Agency:	EPTA
County:	WV Transit
State:	West Virginia
Project Type:	Transit
Performance Measures:	Transit
Functional Classification:	NA
Groupable:	True

Phase	Fund Source	Prior	FY2025	FY2026	FY2027	FY2028	Future	Total
Transit	5339	-	\$10,096,800	\$650,400	-	-	-	\$10,747,200
Transit	LOCAL_EPTA	-	\$2,524,200	\$216,800	-	-	-	\$2,741,000
Transit	RAISE	-	\$10,322,107	-	-	-	-	\$10,322,107
Total Transit		-	\$22,943,107	\$867,200	-	-	-	\$23,810,307
Total Programmed		-	\$22,943,107	\$867,200	-	-	-	\$23,810,307

WVT2022-01 - Capital Assistance - Bus Replacement

5339 Capital funds for bus replacements

StateID:	n/a
Lead Agency:	EPTA
County:	WV Transit
State:	West Virginia
Project Type:	Transit
Performance Measures:	Transit
Functional Classification:	NA
Groupable:	True

Phase	Fund Source	Prior	FY2025	FY2026	FY2027	FY2028	Future	Total
Transit	5339	\$559,992	\$318,974	-	-	-	-	\$878,966
Transit	LOCAL_EPTA	\$139,998	\$79,745	-	-	-	-	\$219,743
Total Transit		\$699,990	\$398,719	-	-	-	-	\$1,098,709
Total Prior Costs		\$699,990	-	-	-	-	-	\$699,990
Total Programmed		\$699,990	\$398,719	-	-	-	-	\$1,098,709

WVT2025-03 - Capital Assistance - Miscellaneous Equipment

Purchase of miscellaneous equipment for vehicle fleet

StateID:	n/a
Lead Agency:	EPTA
County:	WV Transit
State:	West Virginia
Project Type:	Transit
Performance Measures:	Transit
Functional Classification:	NA
Groupable:	True

Phase	Fund Source	Prior	FY2025	FY2026	FY2027	FY2028	Future	Total
Transit	5339	\$47,764	\$73,556	-	-	-	-	\$121,320
Transit	LOCAL_EPTA	\$19,441	\$18,389	-	-	-	-	\$37,830
Total Transit		\$67,205	\$91,945	-	-	-	-	\$159,150
Total Prior Costs		\$67,205	-	-	-	-	-	\$67,205
Total Programmed		\$67,205	\$91,945	-	-	-	-	\$159,150

WVT2025-05 - Capital Assistance - Passenger Amenity

Bus Shelter Purchase, System Signage, and Other Passenger Information

StateID:	n/a
Lead Agency:	EPTA
County:	WV Transit
State:	West Virginia
Project Type:	Transit
Performance Measures:	Transit
Functional Classification:	NA
Groupable:	True

Phase	Fund Source	Prior	FY2025	FY2026	FY2027	FY2028	Future	Total
Transit	5339	\$74,750	-	-	-	-	-	\$74,750
Transit	LOCAL_EPTA	\$18,688	-	-	-	-	-	\$18,688
Total Transit		\$93,438	-	-	-	-	-	\$93,438
Total Prior Costs		\$93,438	-	-	-	-	-	\$93,438
Total Programmed		\$93,438	-	-	-	-	-	\$93,438

Maryland Federal-Aid Highway System Projects

Washington County, like other jurisdictions across the country, receives funding from the Federal Highway Trust Fund for use on designated federal-aid highway systems. This funding is generated through fuel taxes, as well as tire, truck, and trailer sales. Using their own priority ranking system, Washington County includes federal-aid systems in their Capital Improvement Program (CIP). Below is a listing of current projects contained in the adopted Washington County CIP FY 2026-2035. These projects are also included in HEPMPO's TIP as a line item project (W2019-07).

Project Name	Project Description	Funding Fiscal Year	Project Funding Total (000's)	Federal Funding
Crystal Falls Dr Bridge (W3051)	Replace two lane bridge	PE—FY2015 PE-FY2027 CON—FY2026	PE--\$385.0 PE-\$50.0 CON--\$2,503.3	PE--\$308.0 PE-\$0.0 CON--\$1,971.8
Keedysville Rd Bridge (W5651)	Rehab stone arch bridge	PE – FY 2015 PE – FY 2025 PE - FY 2026 CON – FY 2026	PE - \$257.6 PE - \$50.0 PE- \$250.0 CON - \$3,026.0	PE - \$206.1 PE - \$0.0 PE - \$200.0 CON- \$2,524.8
Roxbury Rd. Bridge (W5372)	Replace two lane bridge	PE-FY 2015 PE-FY 2022 CON – FY 2026	PE - \$881.0 PE - \$85.2 CON - \$2,425.9	PE - \$480.0 PE - \$68.1 CON - \$1,940.7
Gardenhour Rd Bridge	Replace two lane bridge	PE – FY 2024 CON – FY 2026 CON -FY2027	PE - \$750.0 CON - \$1,900.0 CON - \$1,000.0	PE – 600.0 CON - \$1,520.0 CON - \$800.0
Halfway Boulevard Bridges (W0912)	Repair Bridges	PE – FY 2018 PE – FY 2022 CON – FY 2026	PE - \$235.0 PE - \$345.0 CON - \$5,434.0	PE - \$188.0 PE - \$276.0 CON - \$4,587.2

Source: Washington County Capital Improvement Plan FY 2026-2035

Safety Performance Measures

On March 15, 2016, the FHWA published the Safety Performance Management Measures (PM1) Final Rule in the Federal Register with an effective date of April 14, 2016. Safety Performance Management is part of the overall FHWA Transportation Performance Management (TPM) program. The Safety PM Final Rule supports the Highway Safety Improvement Program (HSIP), as it establishes safety performance measures to implement the HSIP and to assess serious injuries and fatalities on all public roads.

The Safety PM Final Rule establishes five performance measures as the five-year rolling averages for:

1. Number of Fatalities;
2. Rate of Fatalities per 100 Million Vehicle Miles Traveled (VMT);
3. Number of Serious Injuries;
4. Rate of Serious Injuries per 100 Million VMT; and
5. Number of Non-motorized Fatalities and Non-motorized Serious Injuries.

The rule also established the process for DOTs and MPOs to use for defining and reporting their annual safety targets. MPOs are required to establish targets within 180 days after the State DOT's targets are established and reported to FHWA by either agreeing to plan and program projects so that they contribute toward the accomplishment of the State DOT targets or committing to quantifiable targets for the metropolitan planning area. The final rule also explicitly states that State DOTs and MPOs must coordinate on targets as much as possible.

Pursuant to the requirements outlined in the Safety PM final rule, HEPMPO engaged in discussions, analysis, and goal-setting workshops with the MDOT and WVDOT to establish state-wide safety targets. In compliance with the final rule, the HEPMPO ISC, at their October 16, 2019 and January 15, 2020 meetings, voted to adopt and incorporate the MDOT and WVDOT safety targets. HEPMPO acknowledges that the highway projects contained within the TIP will help achieve the Safety PM targets.

The PM1 targets for Maryland and West Virginia are listed in the tables on the following page:

Maryland Highway Safety Targets ⁸

	2022	2023	2024	2025	2026
Fatalities	466.6	485.9	490.9	487.9	485
Serious Injuries	2,263.9	2,323.8	2,146.3	2,047.7	1,954
Fatality Rate	0.774	0.809	0.827	0.819	0.81
Serious Injury Rate	3.815	3.815	3.590	3.411	3.24
Non-motorized Fatalities and Serious Injuries	554.7	554.7	597.3	581.1	570.2

West Virginia Highway Safety Targets ⁹

	2021	2022	2023	2024	2025	2026
Fatalities	270.4	271.6	262.1	262.7	259.2	251.6
Serious Injuries	959.3	882.2	854.8	791.2	784.7	759.2
Fatality Rate	1.585	1.686	1.692	1.682	1.542	1.554
Serious Injury Rate	6.002	6.213	5.972	5.030	4.661	4.695
Non-motorized Fatalities and Serious Injuries	86.1	81.6	76.3	86.0	82.6	80.0

⁸ Maryland Highway Safety Targets for FY 2026 adopted October 15, 2025.

⁹ West Virginia Highway Safety Targets for ~~FY 2025 adopted January 15, 2025.~~
FY 2026 adopted January 21, 2026.

Safety Performance Measure	Goal	Safety Performance Target Year	2021	2022	2023	2024	2025	2030	2035	2040	2045	2050
		Baseline for Safety Performance Target Year	2023	2024	2025	2026	2027	2032	2037	2042	2047	2052
		5 Year Time Period	2017-2021	2018-2022	2019-2023	2020-2024	2021-2025	2026-2030	2031-2035	2036-2040	2041-2045	2046-2050
Annual VMT	NA	Avg Actual VMT	14.169	13.449	13.235	13.338						
		Avg VMT (Including Estimates)	14.4565	13.4547	13.2345	12.970	13.937	16.3041	16.666	17.0359	17.414	17.8005

Fatalities	Zero Fatalities by 2050 (from 2021)	Actual 5-Year Average	22.8	23.4	22.6	24.6						
		Target 5-Year Average	5.6	6.1	6.7	20.9	24.1	27.1	20.9	14.8	8.6	2.5
		Target Met/Not Met	Not Met	Not Met	Not Met	Not Met						
		Better than Baseline?	No	No	Yes	No						
		Met or Made Significant Progress	No	No	Yes	No						

Fatality Rate	Zero Fatalities by 2050 (from 2021)	Actual 5-Year Average	1.654	1.773	1.735	1.850						
		Target 5-Year Average	1.457	1.558	1.692	1.641	1.722	1.661	1.256	0.868	0.495	0.139
		Target Met/Not Met	Not Met	Not Met	Not Met	Not Met						
		Better than Baseline?	No	No	No	No						
		Met or Made Significant Progress	No	No	No	No						

Serious Injuries	66% Reduction in Serious Injuries by 2050 (from 2021)	Actual 5-Year Average	81.8	81.4	80.4	74.4						
		Target 5-Year Average	33.9	30.2	29.4	75.9	72.3	58.1	50.6	43.2	35.7	28.3
		Target Met/Not Met	Met	Met	Met	Met						
		Better than Baseline?	Yes	Yes	Yes	Yes						
		Met or Made Significant Progress	Yes	Yes	Yes	Yes						
Serious Injury Rate	66% Reduction in Serious Injuries by 2050 (from 2021)	Actual 5-Year Average	5.815	6.105	6.112	5.698						
		Target 5-Year Average	5.023	5.634	5.972	5.905	5.341	3.561	3.038	2.535	2.053	1.591
		Target Met/Not Met	Not Met	Not Met	Not Met	Met						
		Better than Baseline?	No	No	No	Yes						
		Met or Made Significant Progress	No	No	No	Yes						
Bike & Ped Fatal & Serious Injuries	66% Reduction in Fatal & Serious Injuries by 2050 (from 2021)	Actual 5-Year Average	5.0	7.6	6.8	5.4						
		Target 5-Year Average	4.6	3.0	2.9	5.0	6.2	4.3	3.4	2.5	1.6	0.7
		Target Met/Not Met	Not Met	Not Met	Not Met	Not Met						
		Better than Baseline?	Yes	Yes	No	Yes						
		Met or Made Significant Progress	Yes	Yes	No	Yes						

Past Performance Measure - Will Not Change

Actual Finalized Numbers

Population

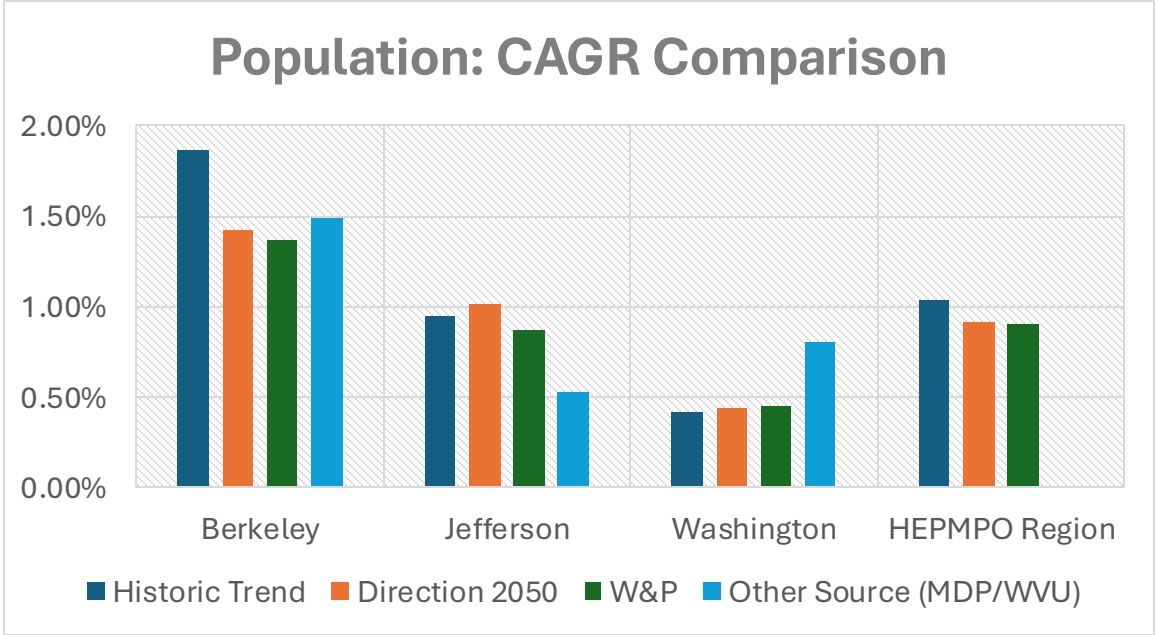
County	Historic Trend		Direction 2050		Woods & Poole		Other Sources (MDP/WVU)	
	CAGR*	Absolute Growth - (2025-2055)	CAGR	Absolute Growth (Direction 2050)	CAGR**	Absolute Growth - (2025-2055)	CAGR***	Absolute Growth - (2025-2055)
Berkeley	1.86%	102,049	1.42%	71,120	1.37%	69,427	1.49%	77,182
Jefferson	0.95%	20,227	1.01%	18,977	0.87%	18,415	0.53%	10,695
Washington	0.41%	20,775	0.44%	21,456	0.45%	22,931	0.80%	42,598
HEPMPO Region	1.03%	128,886	0.92%	111,553	0.90%	110,773	-	-

* Calculated using W&P historic data (2010-2025)

** Calculated using W&P forecast data (2025-2055)

*** Calculated using [WVU data](#) (2025-2040); [MDP data](#) (2025-2055)

Statewide Population	Historic CAGR
Maryland (W&P 2010-2025)	0.51%
West Virginia (Neilsberg 2012-2024)	-0.33%

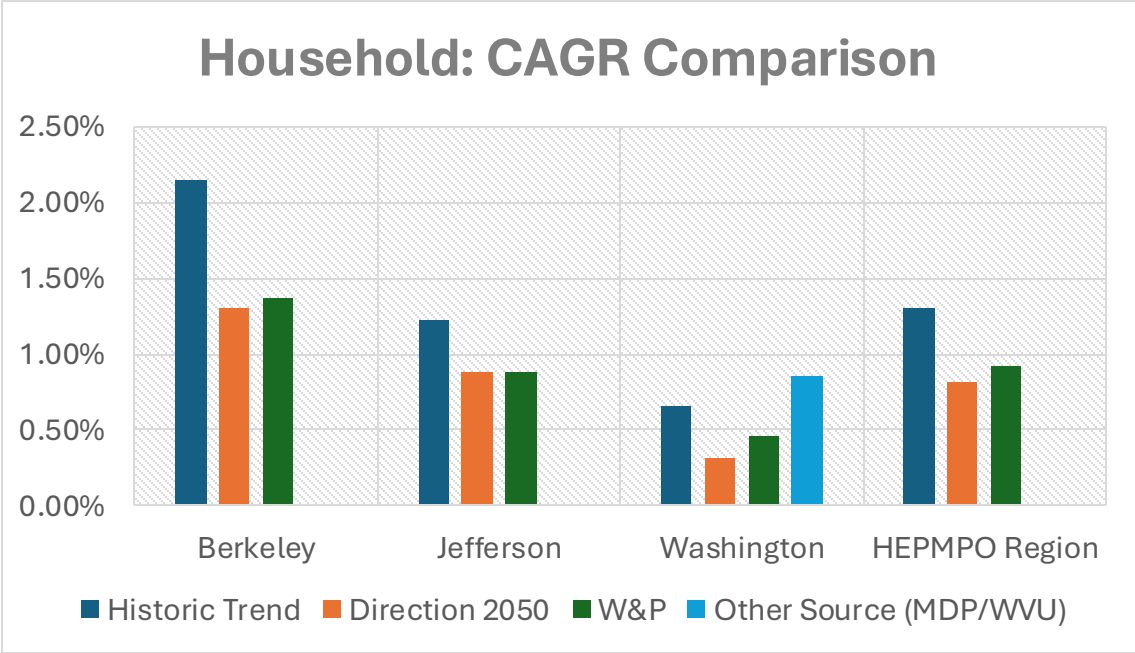


Household

County	Historic Trend		Direction 2050		Woods & Poole		Other Sources (MDP/WWU)	
	CAGR*	Absolute Growth - (2025-2055)	CAGR	Absolute Growth (Direction 2050)	CAGR**	Absolute Growth - (2025-2055)	CAGR***	Absolute Growth - (2025-2055)
Berkeley	2.14%	48,890	1.30%	29,877	1.37%	27,845	-	-
Jefferson	1.23%	10,638	0.88%	7,953	0.89%	7,276	-	-
Washington	0.66%	13,319	0.31%	10,176	0.46%	9,179	0.86%	17,912
HEPMPO Region	1.30%	66,503	0.82%	48,006	0.92%	44,300	-	-

* Calculated using W&P historic data (2010-2025)
** Calculated using W&P forecast data (2025-2055)
*** Calculated using [MDP data](#) (2025-2055)

Statewide	Historic CAGR
Maryland (W&P 2010-2025)	0.76%
West Virginia (Census 2010-2024)	-0.01%



Employment

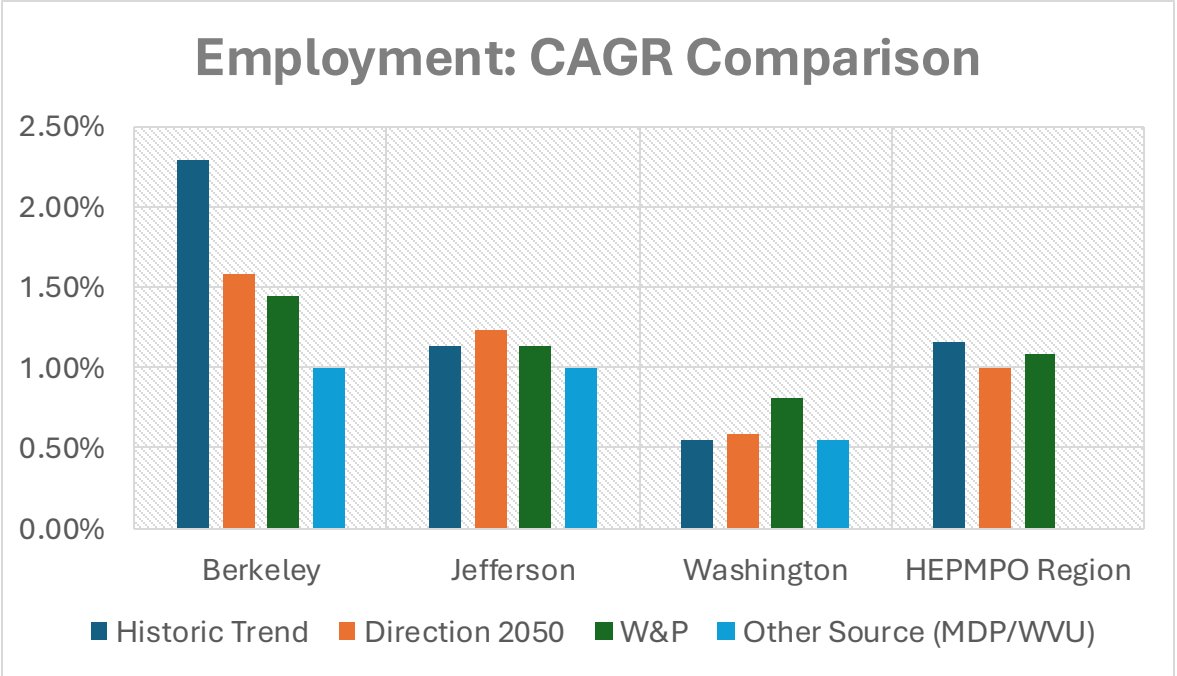
County	Historic Trend		Direction 2050		Woods & Poole		Other Sources (MDP/WWU)	
	CAGR*	Absolute Growth - (2025-2055)	CAGR	Absolute Growth (Direction 2050)	CAGR**	Absolute Growth - (2025-2055)	CAGR***	Absolute Growth - (2025-2055)
Berkeley	2.29%	54,257	1.58%	31,029	1.45%	30,176	1.00%	19,466
Jefferson	1.13%	10,475	1.23%	11,244	1.13%	10,434	1.00%	9,048
Washington	0.55%	15,761	0.59%	27,668	0.81%	24,220	0.55%	15,935
HEPMPO Region	1.16%	70,502	1.00%	69,941	1.08%	64,830	-	-

* Calculated using W&P historic data (2010-2025)

** Calculated using W&P data (2025-2055)

*** [WVU Forecast](#) Through 2029 (>1.0%); [MDP](#) data (2025-2055)

Statewide	Historic CAGR
Maryland (W&P 2010-2025)	1.33%
West Virginia (Census OTM 2010-2022)	-0.26%



PREFERRED OPTION VOTE

CURRIE RD A



CURRIE RD B



WV-115 A



WV-115 B



WV-9 CROSSING A




WV-9 CROSSING B



FLOWINGS SPRINGS RD

A



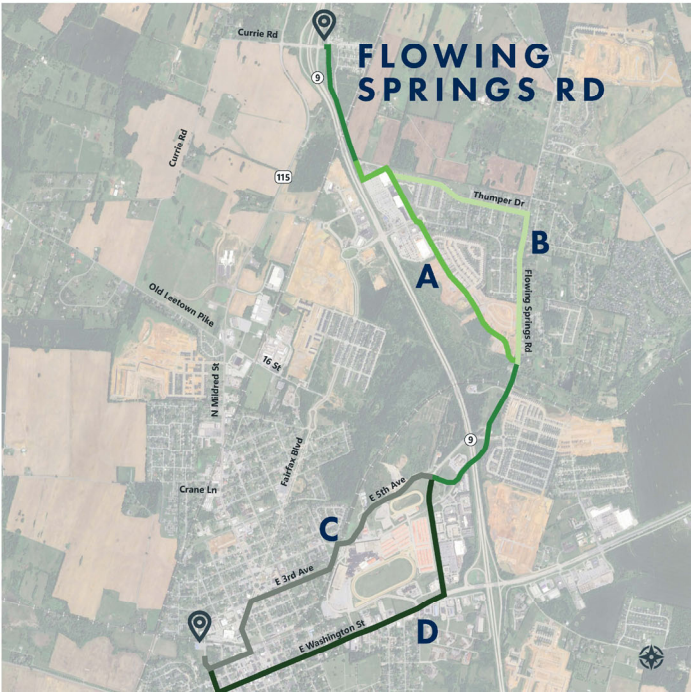
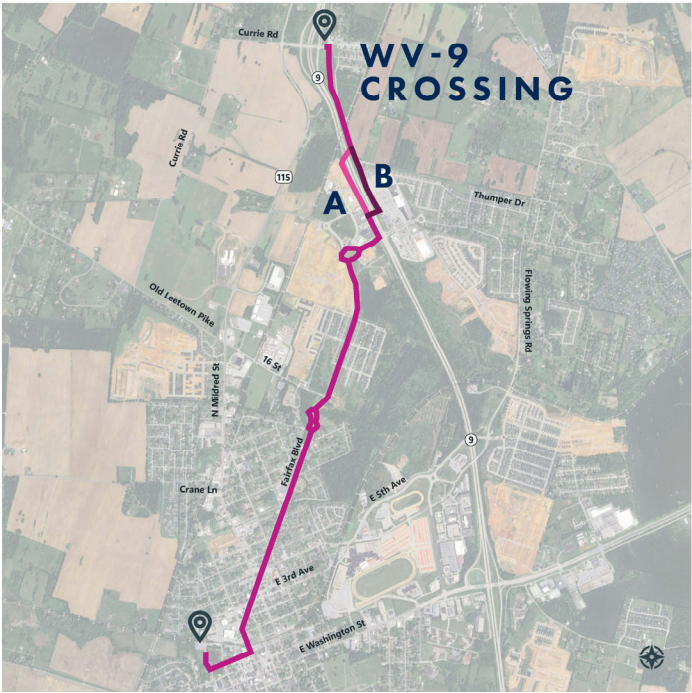
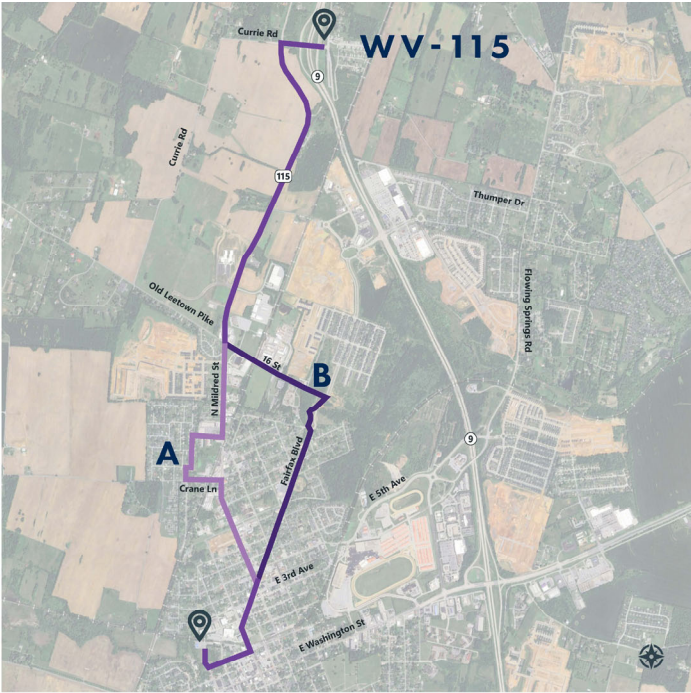
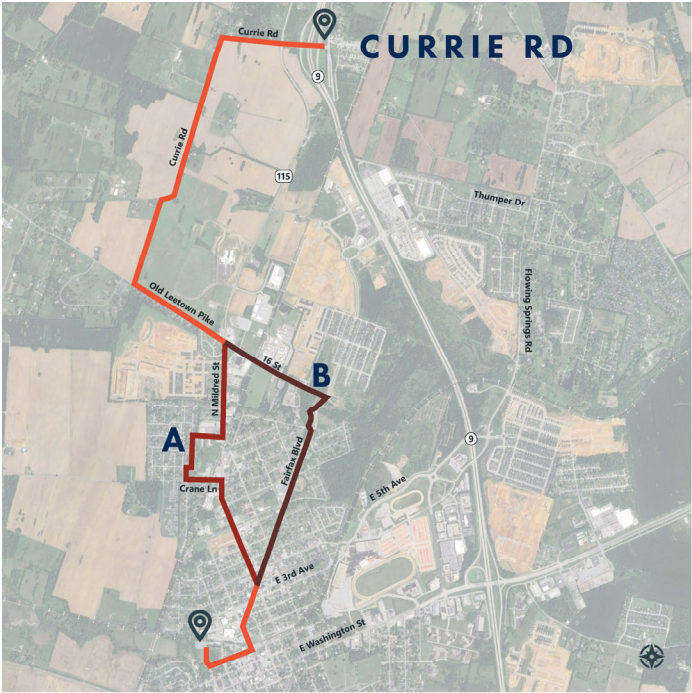

B



C



D





Warrant Summary

Corridor	Sidestreet	AADT (vpd) Major St	AADT (vpd) Side St	Signal Warranted	Warrant 1 (8 Hour Volume Condition A - Conditions A and B)	Warrant 2 (4 Hour/Peak Hour Volumes)
Locust	Lee	3925	1350	No	0/8 - 0/8	0/4
Locust	Baltimore	4400	5000	Partial	1/8 - 3/8	3/4
Locust	Antietam	5000	3483	Partial	0/8 - 0/8	2/4
Locust	East	5198	2636	Partial	0/8 - 2/8	0/4
Locust	Randolph	5198	1196	Partial	0/8 - 1/8	0/4
Locust	North	5198	2089	Partial	0/8 - 2/8	0/4
Locust	Broadway	5198	1056	No	0/8 - 0/8	0/4
Locust	Wayside	5198	872	No	0/8 - 0/8	0/4
Mulberry	Baltimore/ Frederick	1760	560/ 5091	Partial	0/8 - 2/8	0/4
Mulberry	Antietam	1760	3483	No	0/8 - 0/8	0/4
Mulberry	East	2599	2232	No	0/8 - 0/8	0/4
Mulberry	North	2599	2665	No	0/8 - 0/8	0/4



Invoice Summary

	Amount Programmed FY 2025	Invoice 1	Invoice 2	Invoice 3	Invoice 4	Year total	Percent Expended	Unused funds
Total MPO Expense:	\$811,388.00	\$83,806.44						
Maryland Expense:	\$348,038.00	\$47,152.18						
West Virginia Expense:	\$463,350.00	\$36,654.26						
MD Breakdown:								
MD FHWA Funds (80%)	\$204,001.00	\$19,763.52				\$19,763.52		\$184,237.48
MD FTA (80%)	\$74,429.00	\$17,958.22				\$17,958.22		\$56,470.78
MD DOT Matching Funds (10%)	\$34,804.00	\$4,715.24				\$4,715.24		\$30,088.76
Local Share (10%)	\$34,804.00	\$4,715.20				\$4,715.20		\$30,088.80
MD Total	\$348,038.00	\$47,152.18	\$0.00	\$0.00	\$0.00	\$47,152.18	13.5%	\$300,885.82
WV Breakdown:								
NEW PLANNING FUNDS								
WV Fed Consolidated PL Funds (80%)	\$370,680.00	\$29,323.41	\$0.00	\$0.00	\$0.00	\$29,323.41		\$341,356.59
WV DOT Matching Funds (10%)	\$46,335.00	\$3,665.43	\$0.00	\$0.00	\$0.00	\$3,665.43		\$42,669.57
Region IX Local (10%)	\$46,335.00	\$3,665.43	\$0.00	\$0.00	\$0.00	\$3,665.43		\$42,669.57
Regular Planning Subtotal	\$463,350.00	\$36,654.26	\$0.00	\$0.00	\$0.00	\$36,654.26	7.9%	\$426,695.74

Cost Summary Analysis												
		Short Range (6010)	TIP (6020)	Traffic Data (6050)	GIS (6051)	Long Range (6100)	Service (6250)	AQ Conf (6300)	Transit (6500)	Sp. Studies (6650)	Admin. (6990)	Total
Current Invoice Expenditures												
	MD	\$407.54	\$4,985.28	\$79.21	\$1,760.48	\$3,689.59	\$396.04		\$20,874.75	\$9,152.70	\$11,635.25	\$52,980.84
	WV	\$1,286.50	\$5,448.92	\$158.42	\$4,775.52	\$6,541.11	\$4,840.67		\$2,472.08	\$15,088.62	\$14,234.45	\$54,846.29
	Total Invoice	\$1,694.04	\$10,434.20	\$237.63	\$6,536.00	\$10,230.70	\$5,236.71	\$0.00	\$23,346.83	\$24,241.32	\$25,869.70	\$107,827.13
Year-to-Date Expenditures												
Invoice #1	MD	\$407.54	\$4,985.28	\$79.21	\$1,760.48	\$3,689.59	\$396.04		\$20,874.75	\$9,152.70	\$11,635.25	\$52,980.84
	WV	\$1,286.50	\$5,448.92	\$158.42	\$4,775.52	\$6,541.11	\$4,840.67		\$2,472.08	\$15,088.62	\$14,234.45	\$54,846.29
Invoice #2	MD											
	WV											
Invoice #3	MD											
	WV											
Invoice #4	MD											
	WV											
YTD Subtotal	MD	\$407.54	\$4,985.28	\$79.21	\$1,760.48	\$3,689.59	\$396.04		\$20,874.75	\$9,152.70	\$11,635.25	\$52,980.84
	WV	\$1,286.50	\$5,448.92	\$158.42	\$4,775.52	\$6,541.11	\$4,840.67		\$2,472.08	\$15,088.62	\$14,234.45	\$54,846.29
FY 2026 BUDGET												
	MD	\$3,193.00	\$24,694.00	\$3,746.00	\$16,002.00	\$118,557.00	\$6,983.00	\$2,731.00	\$73,088.00	\$74,074.00	\$21,261.00	\$344,329.00
	WV	\$4,200.00	\$33,198.00	\$4,848.00	\$23,115.00	\$103,950.00	\$9,886.00	\$3,507.00	\$14,665.00	\$235,144.00	\$30,837.00	\$463,350.00
	Overall	\$7,393.00	\$57,892.00	\$8,594.00	\$39,117.00	\$222,507.00	\$16,869.00	\$6,238.00	\$87,753.00	\$309,218.00	\$52,098.00	\$807,679.00
Remaining Budget (+/-)												
	MD	\$2,785.46	\$19,708.72	\$3,666.79	\$14,241.52	\$114,867.41	\$6,586.96	\$2,731.00	\$52,213.25	\$64,921.30	\$9,625.75	\$291,348.16
	WV	\$2,913.50	\$27,749.08	\$4,689.58	\$18,339.48	\$97,408.89	\$5,045.33	\$3,507.00	\$12,192.92	\$220,055.38	\$16,602.55	\$408,503.71
	Overall	\$5,698.96	\$47,457.80	\$8,356.37	\$32,581.00	\$212,276.30	\$11,632.29	\$6,238.00	\$64,406.17	\$284,976.68	\$26,228.30	\$699,851.87